

# LDB21942M05C-001



## Specifications

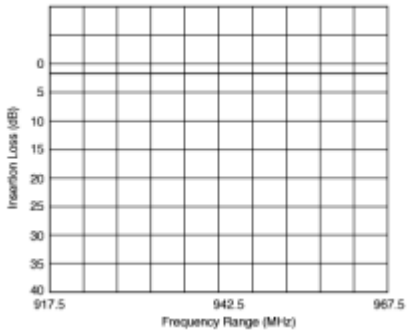
Center Frequency	942.50MHz
Frequency Range	925.00MHz to 960.00MHz
Insertion Loss I)	1.40dB max. (at 25°C)
Insertion Loss II)	1.50dB max. (-40 to +85°C)
Unbalance Impedance (Nom.)	50Ω
Balance Impedance (Differential) (Nom.)	50Ω
Unbalance Port VSWR	2.00 max. (Balance Port:at 50ohm)
Power Capacity	0.5W
Operating Temperature Range	-40°C to 85°C
L x W (size)	2.00x1.25mm
Thickness(max.)	1.05mm

### Attention

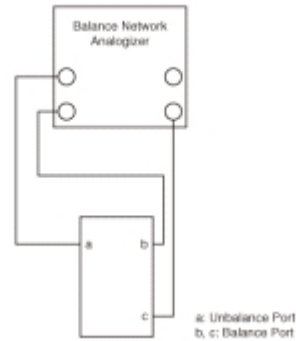
1.This datasheet is downloaded from the website of Murata Manufacturing Co., Ltd. Therefore, it's specifications are subject to change or our products in it may be discontinued without advance notice. Please check with our sales representatives or product engineers before ordering.  
2.This datasheet has only typical specifications because there is no space for detailed specifications.  
Therefore, please review our product specifications or consult the approval sheet for product specifications before ordering.

# LDB21942M05C-001

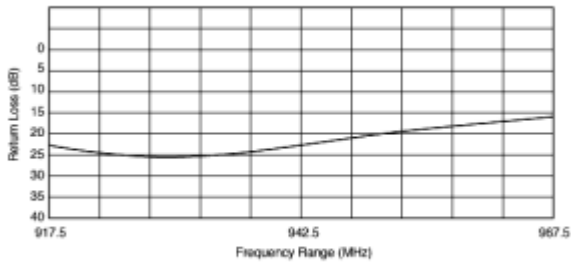
## Product Data



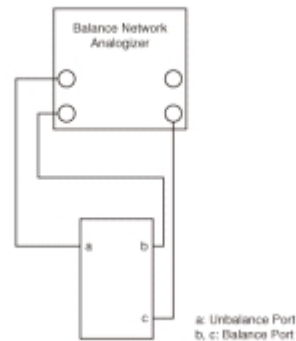
Insertion Loss Characteristics



Measurement Circuit of Insertion Loss



Characteristics of Unbalance Port VSWR



Measurement Circuit of Unbalance Port VSWR

**Attention**  
1.This datasheet is downloaded from the website of Murata Manufacturing Co., Ltd. Therefore, it's specifications are subject to change or our products in it may be discontinued without advance notice. Please check with our sales representatives or product engineers before ordering.  
2.This datasheet has only typical specifications because there is no space for detailed specifications.  
Therefore, please review our product specifications or consult the approval sheet for product specifications before ordering.