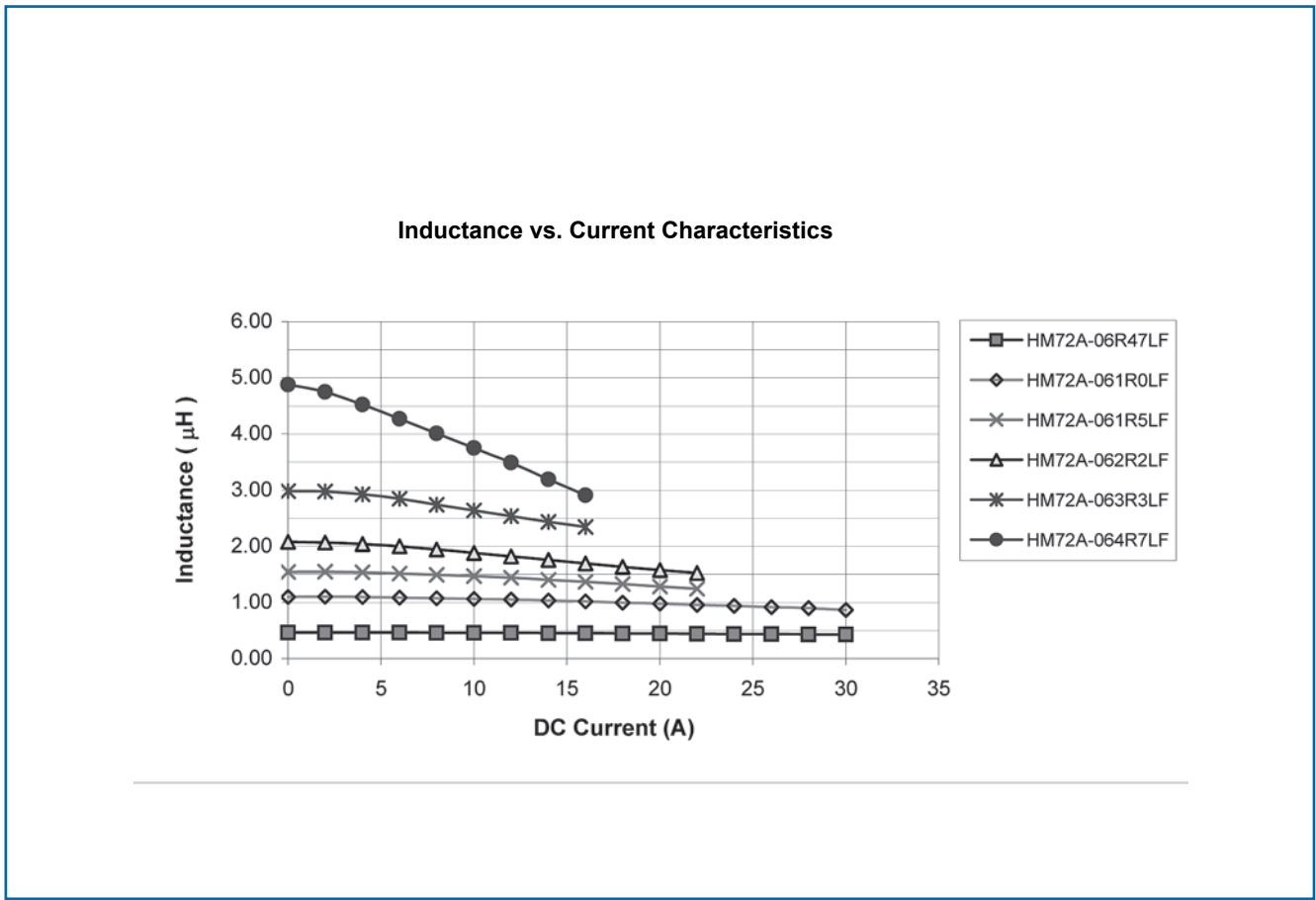


Specifications @ 25°C (Continued)

Part Number	Inductance, Lo @ 100 kHz, 0Adc (μH)			Heating Current <sup>(1)</sup> (Adc)	I <sub>sat</sub> <sup>(2)</sup> (Adc)	DC Resistance (mΩ)		Height C (mm)	Figure
	Min.	Typ.	Max.			Typ.	Max.		
HM72A-122R2LF	1.76	2.20	2.64	17.0	32	5.00	5.50	5.0	2
HM72A-123R3LF	2.64	3.30	3.96	15.0	32	7.70	9.20	5.0	3
HM72A-124R7LF <sup>(3)</sup>	3.76	4.70	5.64	10.7	27 <sup>(3)</sup>	12.80	15.00	5.0	3
HM72A-12100LF	8.00	10.00	12.00	8.3	16	21.40	25.50	5.0	3
HM72A-12R15HLF	0.12	0.15	0.18	56.0	11	8 0.53	0.60	6.5	2
HM72A-12R33HLF	0.26	0.33	0.40	44.8	65	0.83	0.90	6.5	2
HM72A-12R40HLF	0.32	0.40	0.48	43.0	64	0.90	1.00	6.5	2
HM72A-12R47HLF	0.38	0.47	0.56	40.8	63	1.00	1.20	6.5	2
HM72A-12R68HLF	0.54	0.68	0.82	34.5	60	1.40	1.60	6.5	2
HM72A-121R0HLF	0.80	1.00	1.20	31.0	49	1.70	2.00	6.5	2
HM72A-121R5HLF	1.20	1.50	1.80	25.8	45	2.50	3.00	6.5	2
HM72A-122R2HLF	1.76	2.20	2.64	22.0	40	3.50	3.85	6.5	2
HM72A-123R3HLF	2.64	3.30	3.96	19.0	35	5.50	6.80	6.5	3
HM72A-124R7HLF <sup>(3)</sup>	3.76	4.70	5.64	15.0	30 <sup>(3)</sup>	7.20	7.92	6.5	3
HM72A-126R8HLF	5.44	6.80	8.12	11.3	16.5	13.10	14.00	6.5	3
HM72A-12100HLF <sup>(3)</sup>	8.00	10.00	12.00	9.9	15.5 <sup>(3)</sup>	18.00	19.20	6.5	2
HM72A-12200HLF	16.00	20.00	24.00	6.7	13.0	37.00	40.50	6.5	2

- Notes : (1) The heating current is the DC current which causes the component temperature to increase by approximately 50°C.  
This current is determined by soldering the component on a typical application PCB, and then applying the current to the device for 30 minutes.  
(2) The saturation current (Isat) is the approximate current at which the inductance will be decreased by 20% typical from its initial (zero DC) value.  
(3) The saturation current (Isat) of HM72A-124R7LF, HM72A-124R7HLF and HM72A-12100HLF is the approximate current at which the inductance will be decreased by 30% typical from its initial (zero DC) value.

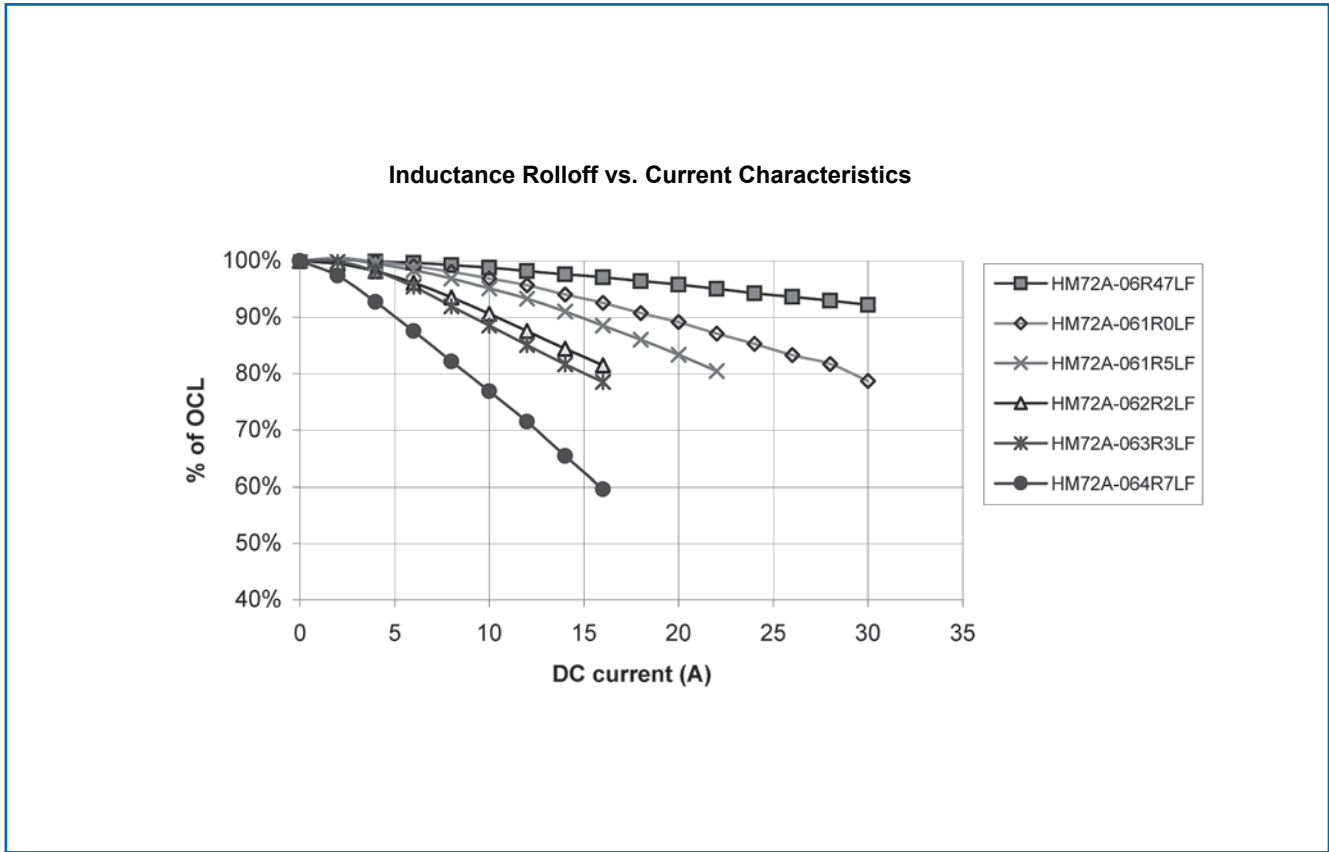
Electrical Characteristics @ 25°C



General Note

TT Electronics reserves the right to make changes in product specification without notice or liability.  
All information is subject to TT Electronics' own data and is considered accurate at time of going to print.

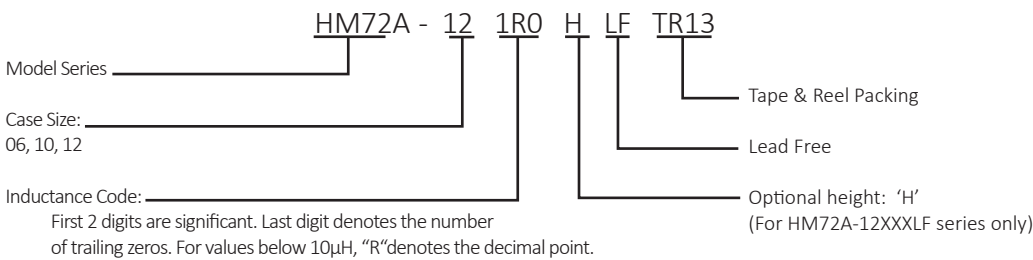
Electrical Characteristics @ 25°C Continued



Packaging

Embossed Tape and Reel			
Standard:	Reel:	Diameter:	= 13" (330.2mm)
		06XXX	= 1,000 Units
		Capacity: 10XXX	= 500 Units
		12XXX/12XXXH	= 400 Units

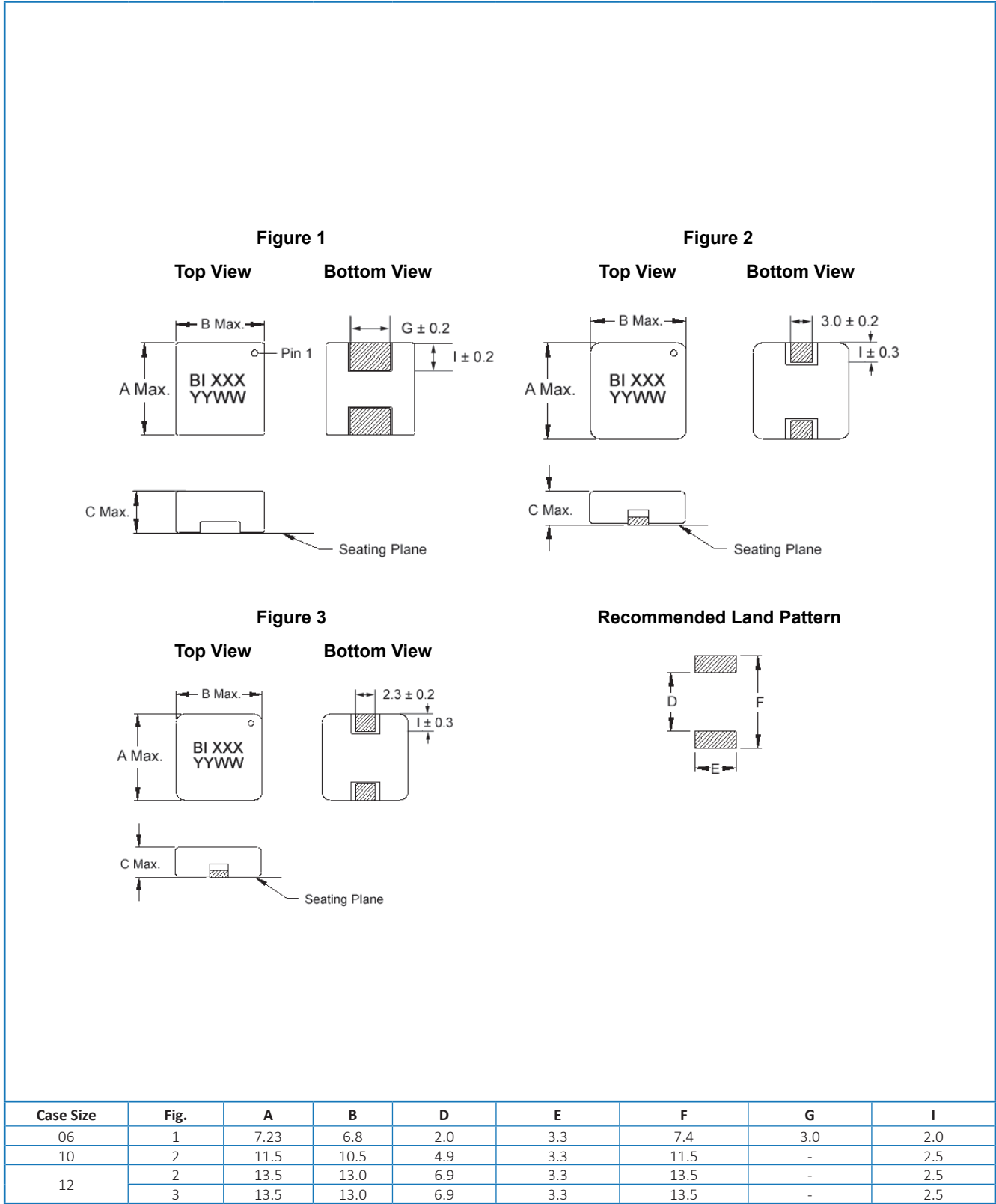
Ordering Information



General Note

TT Electronics reserves the right to make changes in product specification without notice or liability.  
All information is subject to TT Electronics' own data and is considered accurate at time of going to print.

Outline Dimensions (mm)



Note: Refer to Specifications table for 'C' dimension of each model.

General Note

TT Electronics reserves the right to make changes in product specification without notice or liability.  
All information is subject to TT Electronics' own data and is considered accurate at time of going to print.