

ORDERING INFORMATION

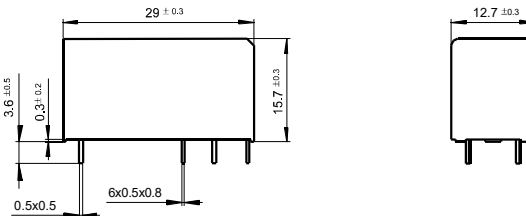
Type	HF115F-I / 012 -1H S 3 A (XXX)
Coil voltage	5, 6, 9, 12, 18, 24, 48, 60, 110VDC
Contact arrangement	1H: 1 Form A 1Z: 1 Form C
Construction ¹⁾²⁾	S: Plastic sealed Nil: Flux proofed
Version	3: 5.0mm
Contact material	A: AgSnO ₂
Special code ³⁾	XXX: Customer special requirement Nil: Standard

- Notes:** 1) We recommend flux proofed types for a clean environment (free from contaminations like H₂S, SO₂, NO₂, dust, etc.). We suggest to choose plastic sealed types and validate it in real application for an unclean environment (with contaminations like H₂S, SO₂, NO₂, dust, etc.).
- 2) Contact is recommended for suitable condition and specifications if water cleaning or surface process is involved in assembling relays on PCB.
- 3) The customer special requirement express as special code after evaluating by Hongfa. e.g.(335) stands for product in accordance to IEC 60335-1 (GWT).
- 4) Two packing methods available: plastic tray package, tube package, Standard tube packing length is 616mm. Any special requirement needed, please contact us for more details.
- 5) For products that should meet the explosion-proof requirements of "IEC 60079 series", please note [Ex] after the specification while placing orders. Not all products have explosion-proof certification, so please contact us if necessary, in order to select the suitable products.

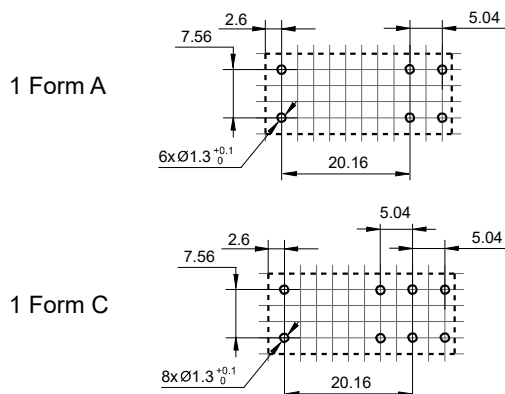
OUTLINE DIMENSIONS, WIRING DIAGRAM AND PC BOARD LAYOUT

Unit: mm

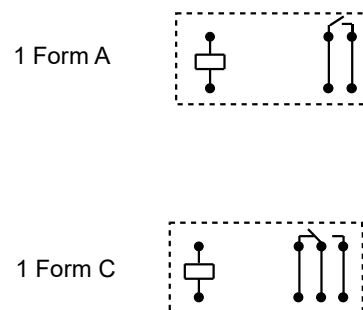
Outline Dimensions



PCB Layout (Bottom view)

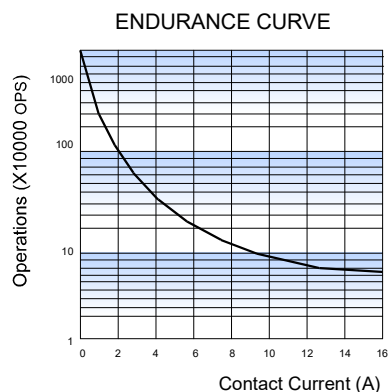


Wiring Diagram (Bottom view)



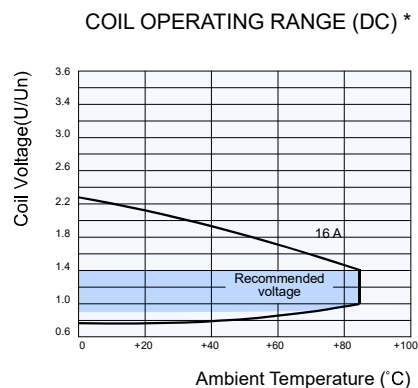
- Remark: 1) In case of no tolerance shown in outline dimension: outline dimension ≤ 1 mm, tolerance should be ± 0.2 mm; outline dimension > 1 mm and ≤ 5 mm, tolerance should be ± 0.3 mm; outline dimension > 5 mm, tolerance should be ± 0.4 mm.
- 2) The tolerance without indicating for PCB layout is always ± 0.1 mm.
- 3) The width of the gridding is 2.52mm.

CHARACTERISTIC CURVES



Test conditions:

NO, 250VAC, Resistance Load,
Flux proofed, Room temp., 1s on 9s off



Notes: * The use of a relay with an energising voltage other than the rated coil voltage may lead to reduced electrical life.
An energising voltage over the above range may damage the insulation of relay coil.

Disclaimer

The specification is for reference only. See to "Terminology and Guidelines" for more information. Specifications subject to change without notice. We could not evaluate all the performance and all the parameters for every possible application. Thus the user should be in a right position to choose the suitable product for their own application. If there is any query, please contact Hongfa for the technical service. However, it is the user's responsibility to determine which product should be used only.

© Xiamen Hongfa Electroacoustic Co., Ltd. All rights of Hongfa are reserved.