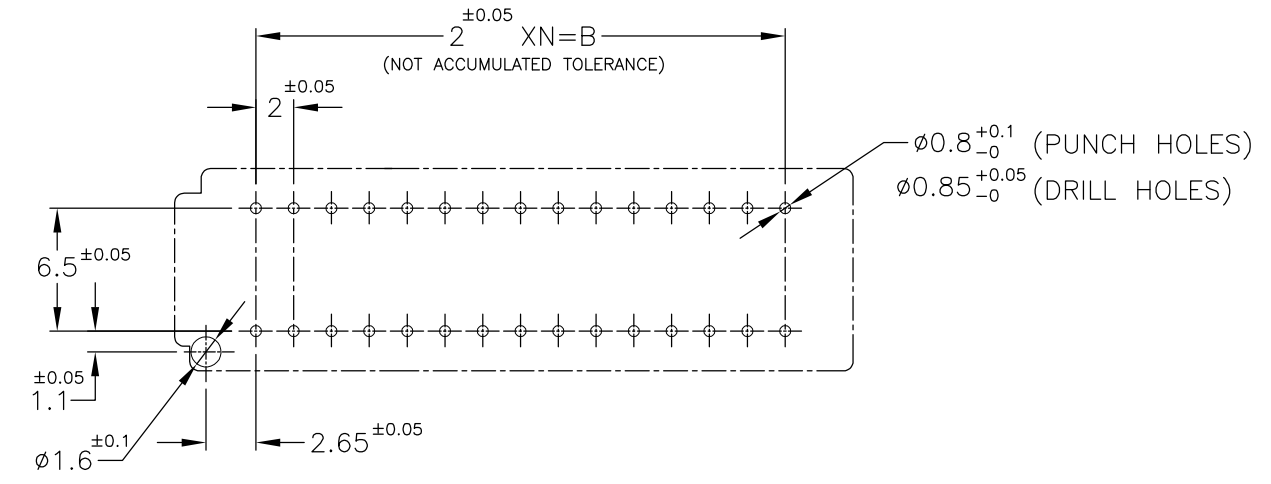
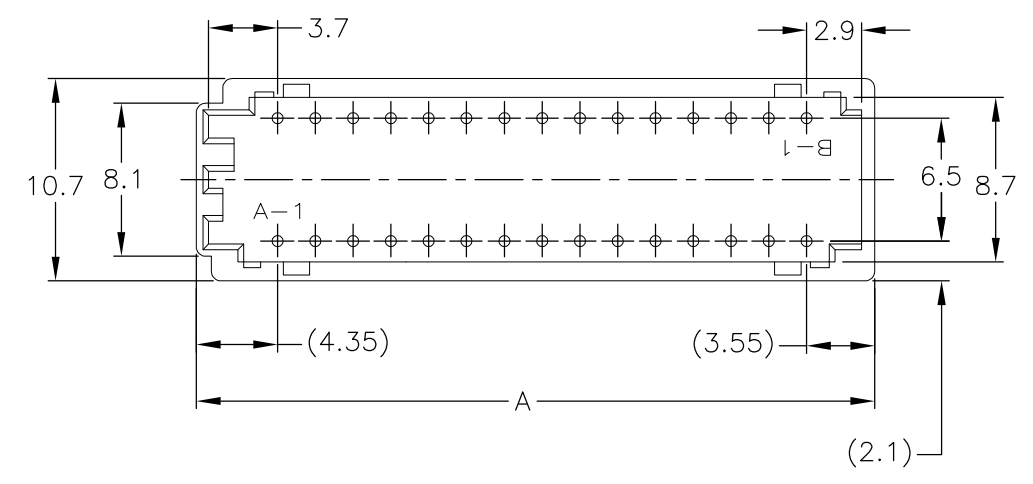
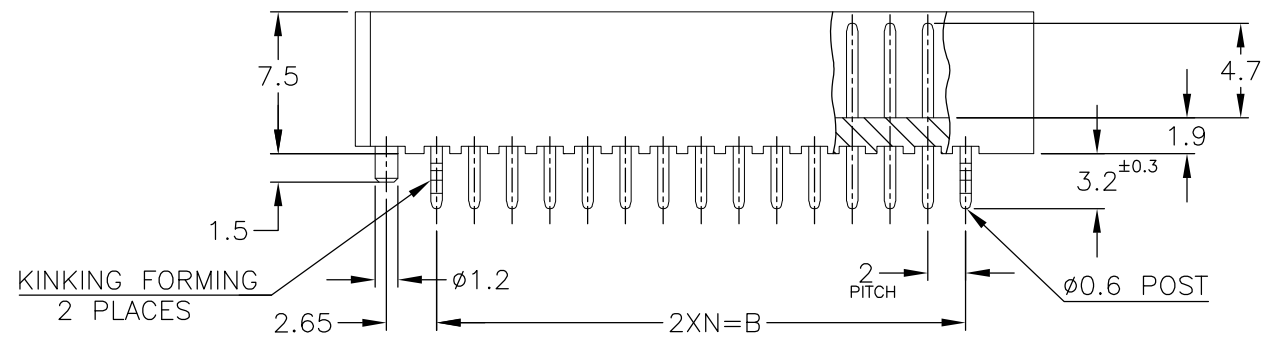


THIS DRAWING IS UNPUBLISHED. RELEASED FOR PUBLICATION
 © COPYRIGHT - By - ALL RIGHTS RESERVED.

LOC	DIST	REVISIONS					
FB	00	P	LTR	DESCRIPTION	DATE	DWN	APVD
		P		REVISED PER ECO-11-005033	28MAR11	RK	HMR



P.C.B MOUNTING DIMENSIONS
 (CONNECTOR MOUNT SIDE)
 (P.C.B THK 1.6)



35.9	28.0	14	30	3-292141-0
33.9	26.0	13	28	2- -8
31.9	24.0	12	26	2- -6
29.9	22.0	11	24	2- -4
27.9	20.0	10	22	2- -2
25.9	18.0	9	20	2- -0
23.9	16.0	8	18	1- -8
21.9	14.0	7	16	1-292141-6
A	B	N	POS	P/N

NOTE
 1 MATERIAL : HOUSING/66 NYLON UL94V-0 NATURAL
 Ø0.6 POST/TIN BRASS 3/4H

TOLERANCES UNLESS OTHERWISE SPECIFIED:

10 ≥ *	: ±0.2
30 ≥ * > 10	: ±0.25
100 ≥ * > 30	: ±0.3
ANGEL	: ±3°

THIS DRAWING IS A CONTROLLED DOCUMENT.		DWN	S.XU	31JAN03	 TE Connectivity	POST HEADER (VERTICAL) WITH BOSS CT DOUBLE ROW CONN.		
DIMENSIONS: mm		CHK	S.YAO	31JAN03				
TOLERANCES UNLESS OTHERWISE SPECIFIED:		APVD	T.SASAKI	31JAN03				
0 PLC ± - 1 PLC ± - 2 PLC ± - 3 PLC ± - 4 PLC ± - ANGLES ± -		PRODUCT SPEC	108-60020					
MATERIAL SEE NOTE		FINISH	SEE NOTE		NAME	RESTRICTED TO		
		APPLIC. SPEC	-		SIZE	CAGE CODE	DRAWING NO	
		WEIGHT	-		A3 00779		C-292141	
		CUSTOMER DRAWING			SCALE	NTS	SHEET	1 OF 1
					REV	P		