THIS DRAWING IS UNPUBLISHED. RELEASED FOR PUBLICATION -.- .
© COPYRIGHT – BY TYCO ELECTRONICS CORPORATION. ALL RIGHTS RESERVED.

LOC	DIST
AA	00

REVISIONS

P	LTR	DESCRIPTION	DATE	DWN	APVD
	B1	ECR-09-009133	22APR2009	TY	SY

1. MATERIAL:
   HOUSING – HIGH TEMPERATURE THERMOPLASTIC, BLACK, UL94V-0.
   TERMINALS – 0.36[.014] THICK PHOS BRONZE PLATED WITH 1.27μm[.000050] MIN THICK HARD GOLD IN LOCALIZED AREA AND 3.81μm [.000150] MIN THICK MATTE TIN IN SOLDER AREA OVER 1.27μm[.000050] MIN THICK NICKEL UNDERPLATE. CONTACT LUBE ON GOLD PLATED PORTION
   SHIELD – 0.196[.0077] THICK COPPER ALLOY PREPLATED WITH 1.27μm[.000050] MINIMUM SATIN NICKEL WITH 2.03μm[.000080] MINIMUM HOT TIN DIP ON PCB GROUND TABS.
   LIGHT EMITTING DIODE (LED) – DIFFUSED EPOXY LENS, 0.51 x 0.51[.020 x .020] CARBON STEEL WIREFRAME LEADS PREPLATED WITH 8.89μm [.0003500] THICK Sn/Cu OVER 2.03μm[.000080] THICK Ag OVER 1.02μm[.000040] THICK Cu 3.56μm[.000140] THICK Ni OVER 1.02μm[.000040] Cu UNDERPLATE.
2. JACK CAVITY CONFORMS TO FCC RULES AND REGULATIIONS PART 68, SUBPART F.

3. SUGGESTED PANEL OPENING DIMENSIONS.

4. SUGGESTED CLEARANCE BETWEEN TOP OF CONNECTOR AND TOP PANEL OPENING.

5. SEE TABLE FOR COLOR OF LEDS.

6. THIS MODULAR JACK WITH INTEGRATED LED IS NOT IR REFLOW SOLDERING PROCESS COMPATIBLE.

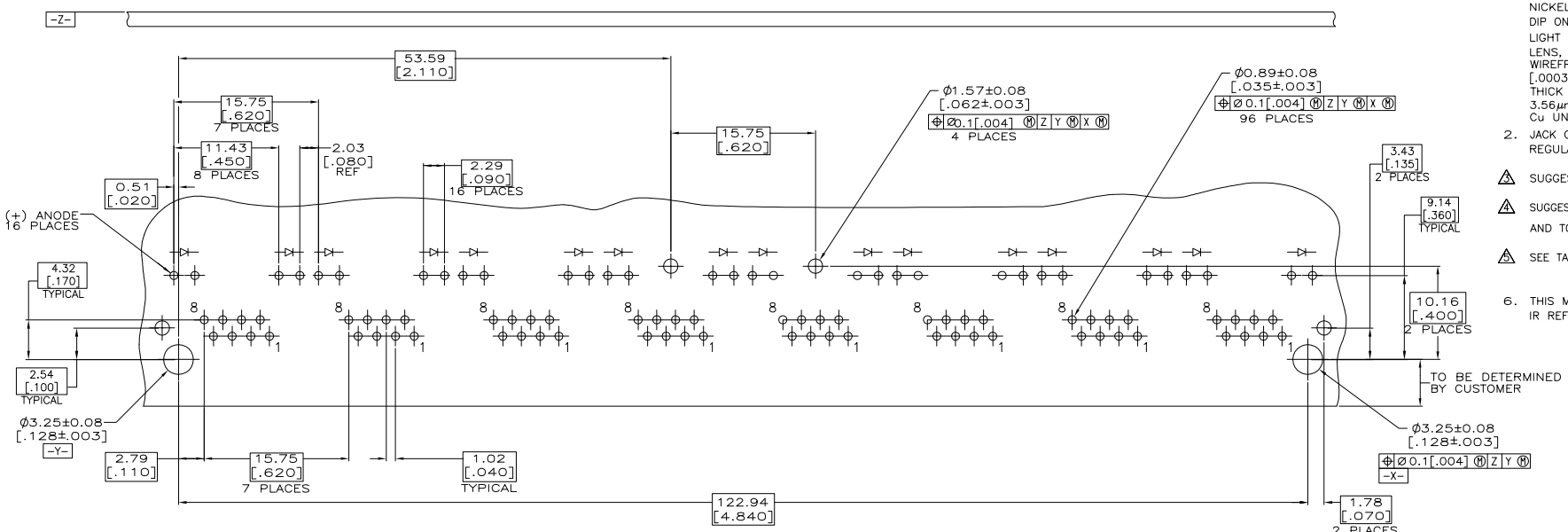

SUGGESTED PRINTED CIRCUIT BOARD LAYOUT
COMPONENT SIDE

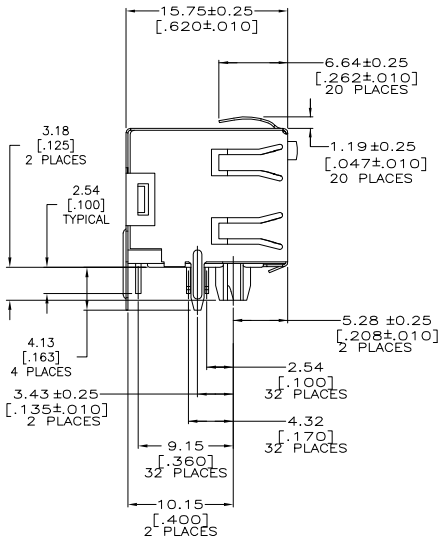

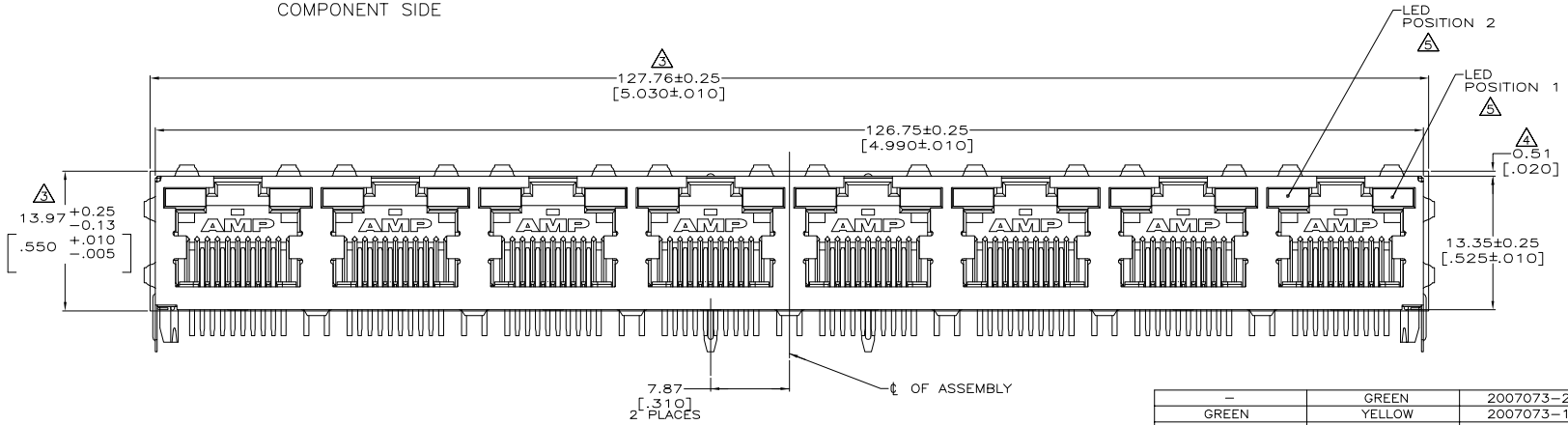

–	GREEN	2007073-2
GREEN	YELLOW	2007073-1
POSITION 2	POSITION 1	PART NUMBER
INDICATOR COLOR FOR EACH HOUSING		

THIS DRAWING IS A CONTROLLED DOCUMENT.

DIMENSIONS: mm [INCHES]

TOLERANCES UNLESS OTHERWISE SPECIFIED:
0 PLC ± –
1 PLC ± –
2 PLC ± 0.25[.01]
3 PLC ± 0.13[.005]
4 PLC ± –
ANGLES ± –

MATERIAL: SEE NOTE 1
FINISH: SEE NOTE 1

DWN 16APR2007 B. LATTUCA/L.A.MAYER
CHK 16APR2007 J. WESTMAN
APVD 16APR2007 S. FLICKINGER

PRODUCT SPEC: 108-1163-4
APPLICATION SPEC: 114-2154
WEIGHT: –

Tyco Electronics
Tyco Electronics Corporation
Harrisburg, PA 17105-3608

NAME: INVERTED MODULAR JACK ASSEMBLY, 1X8, SHIELDED, BOTTOM TAB, PANEL GROUND, LED

SIZE	CAGE CODE	DRAWING NO	RESTRICTED TO
A1	00779	C-2007073	–

CUSTOMER DRAWING | SCALE 4:1 | SHEET 1 OF 1 | REV B1

AMP 4805 REV 31MAR2000

Downloaded from Arrow.com.