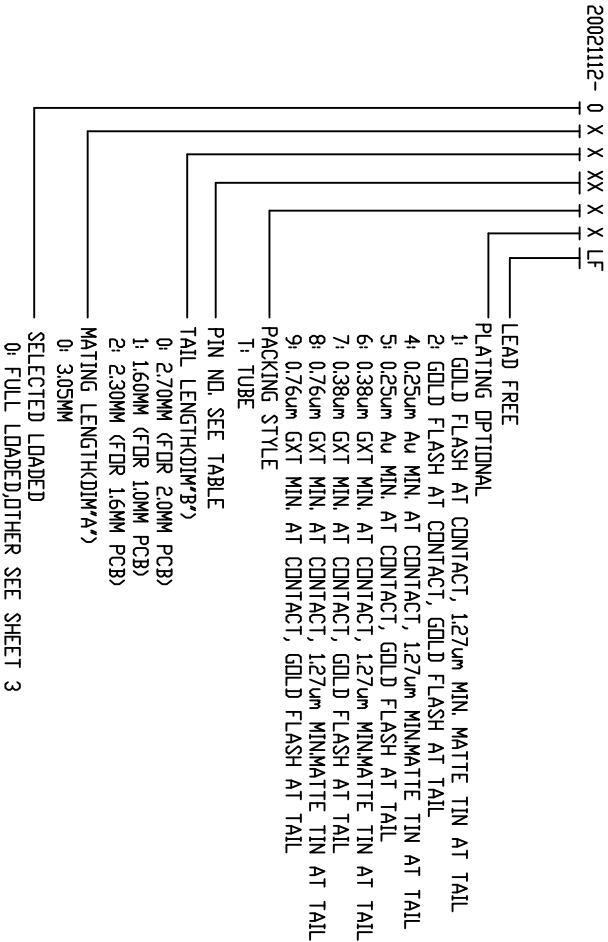


PART NO.	PDS.	DIM"x"	DIM"y"
20021112-0XX04XXLF	2 X 2	2.54	2.54
20021112-0XX06XXLF	2 X 3	3.81	2.54
20021112-0XX08XXLF	2 X 4	5.08	3.81
20021112-0XX10XXLF	2 X 5	6.35	5.08
20021112-0XX12XXLF	2 X 6	7.62	6.35
20021112-0XX14XXLF	2 X 7	8.89	7.62
20021112-0XX16XXLF	2 X 8	10.16	8.89
20021112-0XX18XXLF	2 X 9	11.43	10.16
20021112-0XX20XXLF	2 X 10	12.70	11.43
20021112-0XX12XXLF	2 X 11	13.97	12.70
20021112-0XX24XXLF	2 X 12	15.24	13.97
20021112-0XX26XXLF	2 X 13	16.51	15.24
20021112-0XX28XXLF	2 X 14	17.78	16.51
20021112-0XX30XXLF	2 X 15	19.05	17.78
20021112-0XX32XXLF	2 X 16	20.32	19.05
20021112-0XX34XXLF	2 X 17	21.59	20.32
20021112-0XX36XXLF	2 X 18	22.86	21.59
20021112-0XX38XXLF	2 X 19	24.13	22.86
20021112-0XX40XXLF	2 X 20	25.40	24.13
20021112-0XX42XXLF	2 X 21	26.67	25.40
20021112-0XX44XXLF	2 X 22	27.94	26.67
20021112-0XX46XXLF	2 X 23	29.21	27.94
20021112-0XX48XXLF	2 X 24	30.48	29.21
20021112-0XX50XXLF	2 X 25	31.75	30.48

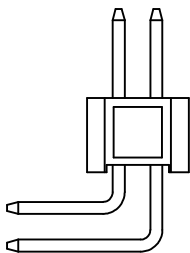
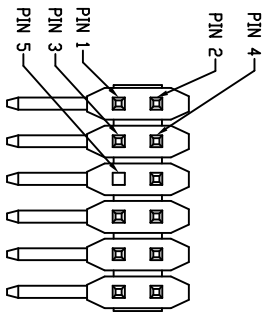
PART NO.	PDS.	DIM"x"	DIM"y"
20021112-0XX52XXLF	2 X 26	33.02	31.75
20021112-0XX54XXLF	2 X 27	34.29	33.02
20021112-0XX56XXLF	2 X 28	35.56	34.29
20021112-0XX58XXLF	2 X 29	36.83	35.56
20021112-0XX60XXLF	2 X 30	38.10	36.83
20021112-0XX62XXLF	2 X 31	39.37	38.10
20021112-0XX64XXLF	2 X 32	40.64	39.37
20021112-0XX66XXLF	2 X 33	41.91	40.64
20021112-0XX68XXLF	2 X 34	43.18	41.91
20021112-0XX70XXLF	2 X 35	44.45	43.18
20021112-0XX72XXLF	2 X 36	45.72	44.45
20021112-0XX74XXLF	2 X 37	46.99	45.72
20021112-0XX76XXLF	2 X 38	48.26	46.99
20021112-0XX78XXLF	2 X 39	49.53	48.26
20021112-0XX80XXLF	2 X 40	50.80	49.53
20021112-0XX82XXLF	2 X 41	52.07	50.80
20021112-0XX84XXLF	2 X 42	53.34	52.07
20021112-0XX86XXLF	2 X 43	54.61	53.34
20021112-0XX88XXLF	2 X 44	55.88	54.61
20021112-0XX90XXLF	2 X 45	57.15	55.88
20021112-0XX92XXLF	2 X 46	58.42	57.15
20021112-0XX94XXLF	2 X 47	59.69	58.42
20021112-0XX96XXLF	2 X 48	60.96	59.69
20021112-0XX98XXLF	2 X 49	62.23	60.96
20021112-0XXA0XXLF	2 X 50	63.50	62.23

NOTES:
1.MATERIAL:
HOUSING: HIGH TEMPERATURE THERMOPLASTIC, UL94-V0 BLACK.
TERMINAL: COPPER ALLOY
2.THE HOUSING WILL WITHSTAND EXPOSURE TO 260-C PEAK TEMPERATURE FOR 10 SECONDS IN A WAVE SOLDER OR VAPOR PHASE REFLOW OVEN.
3.THIS PRODUCT MEETS EUROPEAN UNION DIRECTIVES AND OTHER COUNTRY REGULATIONS AS DESCRIBED IN GS-22-008.
4.PRODUCT SPEC: GS-12-629
5.PACKAGE SPEC: GS-14-1420

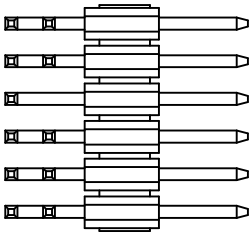


mat'l. code			surface			tolerance			projection			product family		
ltr	ecn	no	dr	date		ISO 1302	ISO 406	ISO 1100				MINITEK127®		
						tolerances unless otherwise specified			mm			title		
					angles		0±.30					UNSHROUDED HDR RA TH		
					linear		.00±.20							
					0±.2°		.000±.10					scale 1:1		
					dr	ZK HU	08/01/12					dwg no	sheet2 of 3	size
					eng	ZK HU	08/01/12					20021112		
					chr	BIAN RICK	08/01/12					A3		
					oppd	BIAN RICK	08/01/12					type Product Customer Drawing		
sheet	revision													
index	sheet													

PART NO.
20021112



PART NO.	AMOUNT OF PINS	PIN FREE LOADED
20021112-1XXXXXXLF	13	PIN 5



20021112-1XXXXXXLF REMOVE PIN 5

D

C

B

A

D

C

B

A