

ELECTRICAL SPECIFICATIONS ($T_A = 25^\circ\text{C}$ unless otherwise noted)

Uni-directional Bi-directional (C) Device	Reverse Stand-Off Voltage V_{RWM} (V)	Breakdown Voltage V_{BR} (V)		Test Current I_T (mA)	Clamping Voltage at I_{PPM} V_C (V)	Peak Pulse Current I_{PPM} (A)	Reverse Leakage Current at V_{RWM} I_R (μA) ⁽²⁾
		Min.	Max.				
1V5KE6V8(C)A	5.80	6.45	7.14	10	10.5	143	1000
1V5KE7V5(C)A	6.40	7.13	7.88	10	11.3	133	500
1V5KE8V2(C)A	7.02	7.79	8.61	10	12.1	124	200
1V5KE9V1(C)A	7.78	8.65	9.55	1	13.4	112	50
1V5KE10(C)A	8.55	9.5	10.5	1	14.5	103	10
1V5KE11(C)A	9.40	10.5	11.6	1	15.6	96.2	5
1V5KE12(C)A	10.2	11.4	12.6	1	16.7	90.0	5
1V5KE13(C)A	11.1	12.4	13.7	1	18.2	82.0	5
1V5KE15(C)A	12.8	14.3	15.8	1	21.2	71.0	5
1V5KE16(C)A	13.6	15.2	16.8	1	22.5	67.0	5
1V5KE18(C)A	15.3	17.1	18.9	1	26.2	59.5	5
1V5KE20(C)A	17.1	19.0	21.0	1	27.7	54.2	5
1V5KE22(C)A	18.8	20.9	23.1	1	30.6	49.0	5
1V5KE24(C)A	20.5	22.8	25.2	1	33.2	45.2	5
1V5KE27(C)A	23.1	25.7	28.4	1	37.5	40.0	5
1V5KE30(C)A	25.6	28.5	31.5	1	41.4	36.2	5
1V5KE33(C)A	28.2	31.4	34.7	1	45.7	33.0	5
1V5KE36(C)A	30.8	34.2	37.8	1	49.9	30.1	5
1V5KE39(C)A	33.3	37.1	41	1	53.9	28.0	5
1V5KE43(C)A	36.8	40.9	45.2	1	59.3	25.3	5
1V5KE47(C)A	40.2	44.7	49.4	1	64.8	23.2	5
1V5KE51(C)A	43.6	48.5	53.6	1	70.1	21.4	5
1V5KE56(C)A	47.8	53.2	58.8	1	77.0	19.5	5
1V5KE62(C)A	53.0	58.9	65.1	1	85.0	17.7	5
1V5KE68(C)A	58.1	64.6	71.4	1	92.0	16.3	5
1V5KE75(C)A	64.1	71.3	78.8	1	104	14.6	5
1V5KE82(C)A	70.1	77.9	86.1	1	113	13.3	5
1V5KE91(C)A	77.8	86.5	95.5	1	125	12.0	5
1V5KE100(C)A	85.5	95	105	1	137	11.0	5
1V5KE110(C)A	94.0	106	116	1	152	9.9	5
1V5KE120(C)A	102	114	126	1	165	9.1	5
1V5KE130(C)A	111	124	137	1	179	8.4	5
1V5KE150(C)A	128	143	158	1	207	7.2	5
1V5KE160(C)A	136	152	168	1	219	6.8	5

ELECTRICAL SPECIFICATIONS ($T_A = 25^\circ\text{C}$ unless otherwise noted)							
Uni-directional Bi-directional (C) Device	Reverse Stand-Off Voltage V_{RWM} (V)	Breakdown Voltage V_{BR} (V)		Test Current I_T (mA)	Clamping Voltage at I_{PPM} V_C (V)	Peak Pulse Current I_{PPM} (A)	Reverse Leakage Current at V_{RWM} I_R (μA) ⁽²⁾
		Min.	Max.				
1V5KE170(C)A	145	162	179	1	234	6.4	5
1V5KE180(C)A	154	171	189	1	246	6.1	5
1V5KE200(C)A	171	190	210	1	274	5.5	5
1V5KE220(C)A	185	209	231	1	328	4.6	5
1V5KE250(C)A	214	237	263	1	344	4.5	5
1V5KE300(C)A	256	285	315	1	414	3.8	5
1V5KE350(C)A	300	333	368	1	482	3.2	5
1V5KE400(C)A	342	380	420	1	548	2.8	5
1V5KE440(C)A	376	418	462	1	602	2.6	5

Note:

2. .For bi-directional parts with $V_{RWM} < 10$ V, the I_R maximum limit is doubled.

CHARACTERISTICS CURVES

($T_A = 25^\circ\text{C}$ unless otherwise noted)

Fig1. Peak Pulse Power Rating Curve

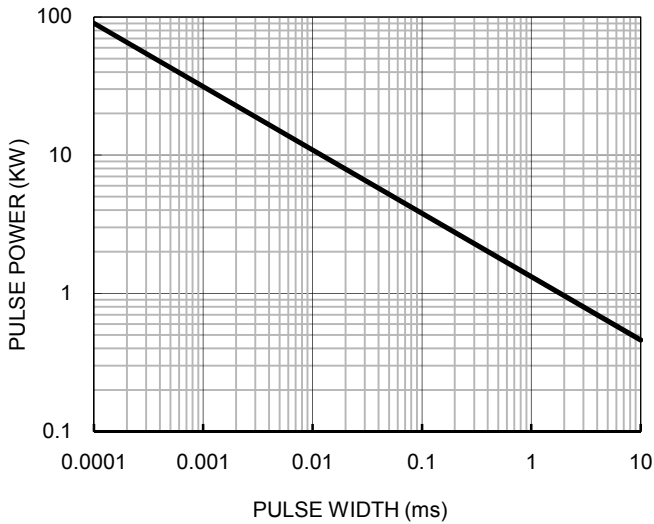


Fig2. Pulse Derating Curve

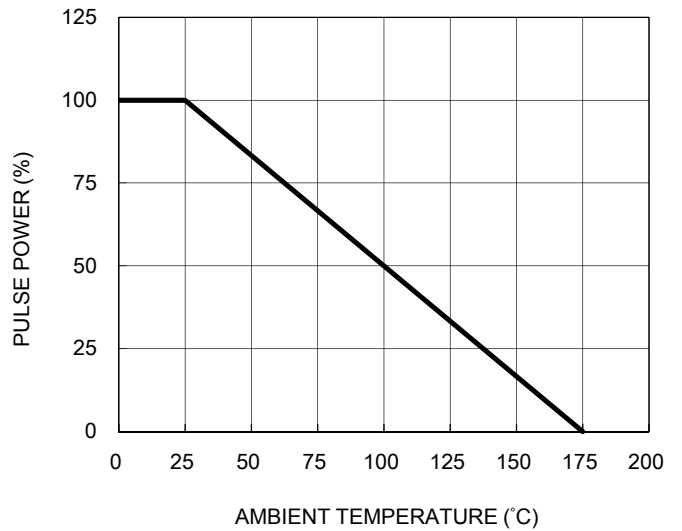


Fig3. Pulse Waveform

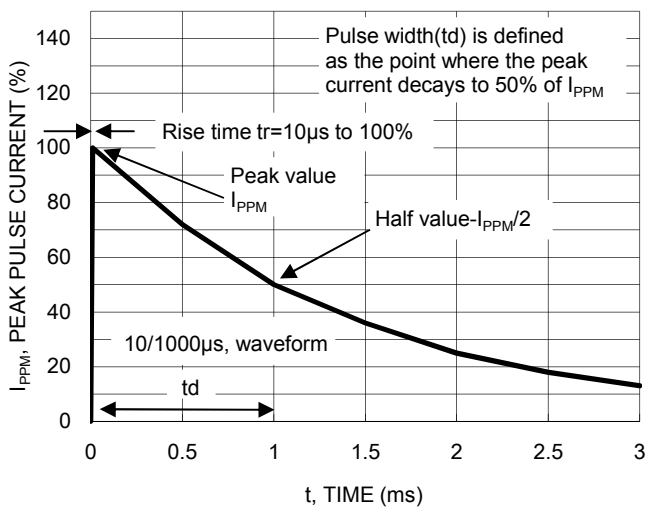
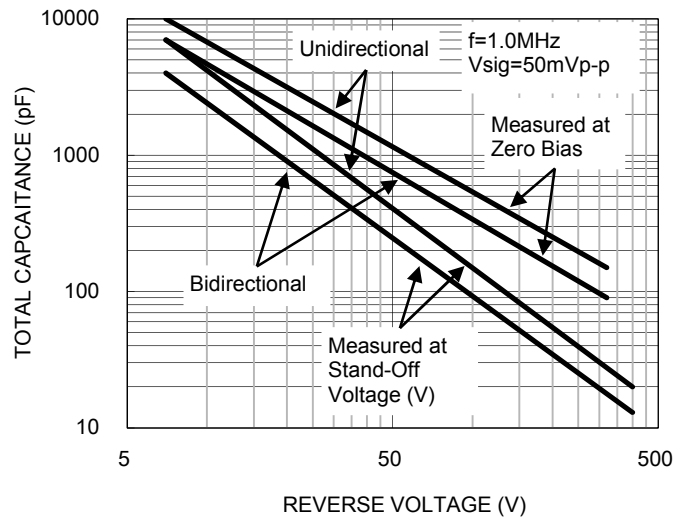


Fig4. Total Capacitance



CHARACTERISTICS CURVES

($T_A = 25^\circ\text{C}$ unless otherwise noted)

Fig5. Steady State Power Derating Curve

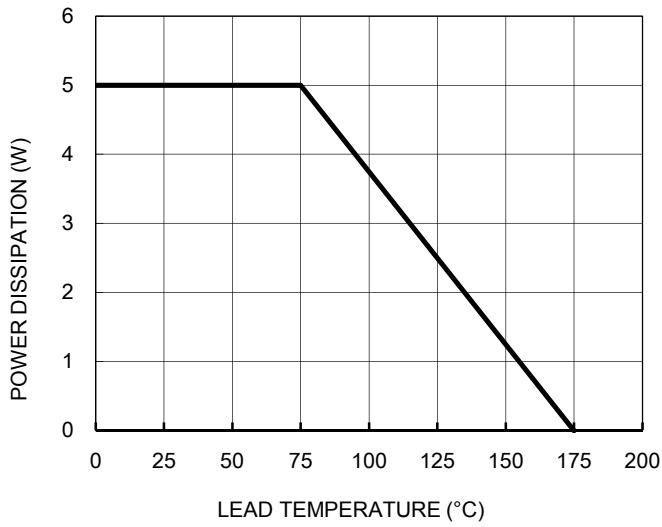
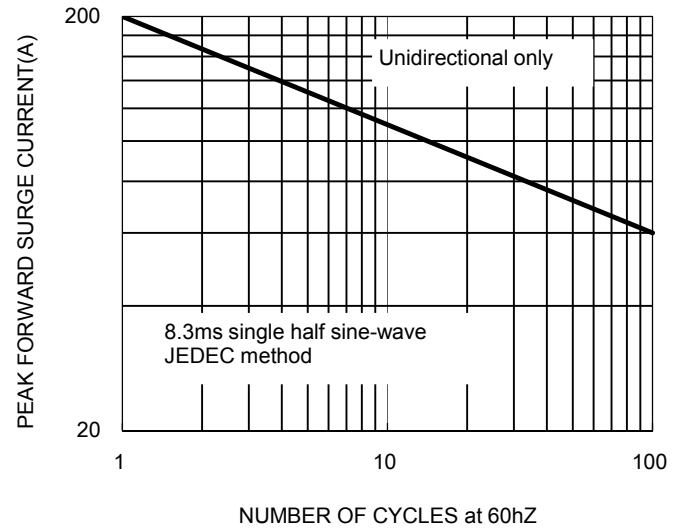
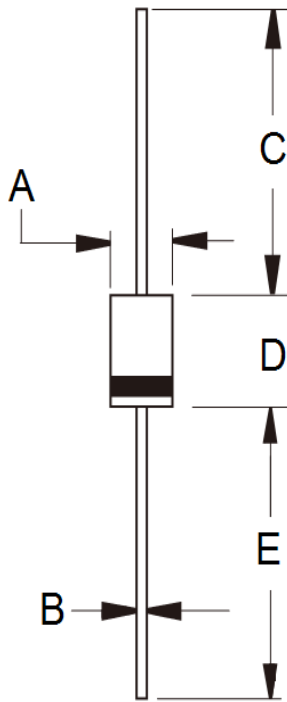


Fig6. Non-Repetitive Surge Current



PACKAGE OUTLINE DIMENSIONS

DO-201AE



DIM.	Unit (mm)	
	Min	Max
A	4.80	5.60
B	0.94	1.07
C	25.40	-
D	7.20	9.50
E	25.40	-

NOTES: UNLESS OTHERWISE SPECIFIED
 A) PACKAGE STANDARD REFERENCE:
 JEDEC DO-201 VARIATION AE.
 B) PLASTIC PACKAGE BODY.
 C) ALL DIMENSIONS ARE IN MILLIMETERS.

Notice

Specifications of the products displayed herein are subject to change without notice. TSC or anyone on its behalf, assumes no responsibility or liability for any errors or inaccuracies.

Purchasers are solely responsible for the choice, selection, and use of TSC products and TSC assumes no liability for application assistance or the design of Purchasers' products.

Information contained herein is intended to provide a product description only. No license, express or implied, to any intellectual property rights is granted by this document. Except as provided in TSC's terms and conditions of sale for such products, TSC assumes no liability whatsoever, and disclaims any express or implied warranty, relating to sale and/or use of TSC products including liability or warranties relating to fitness for a particular purpose, merchantability, or infringement of any patent, copyright, or other intellectual property right.

The products shown herein are not designed for use in medical, life-saving, or life-sustaining applications. Customers using or selling these products for use in such applications do so at their own risk and agree to fully indemnify TSC for any damages resulting from such improper use or sale.