

## Device Selection Guide

| Chip Materials | Emitted Color | Resin Color |
|----------------|---------------|-------------|
| AlGaInP        | Brilliant Red | Water Clear |

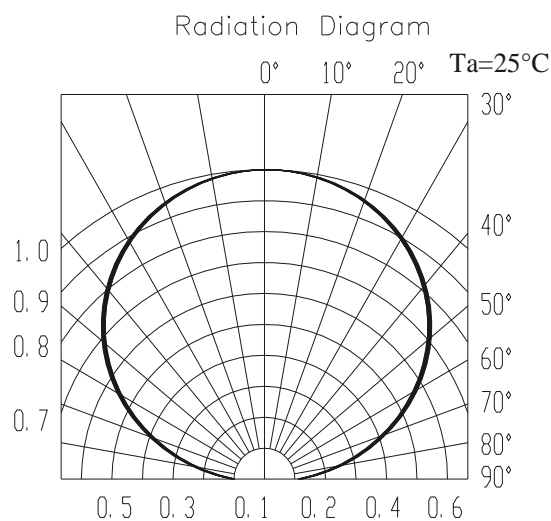
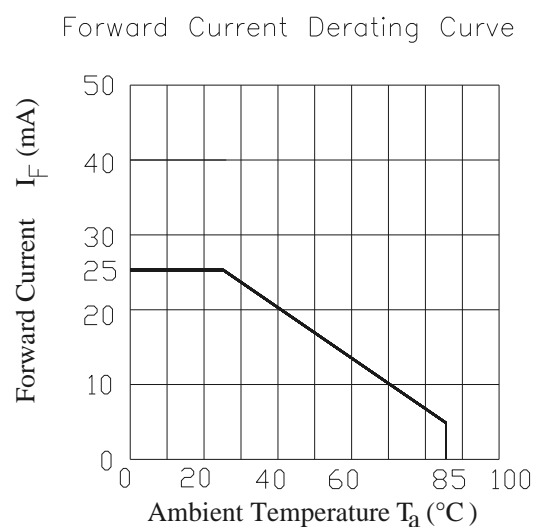
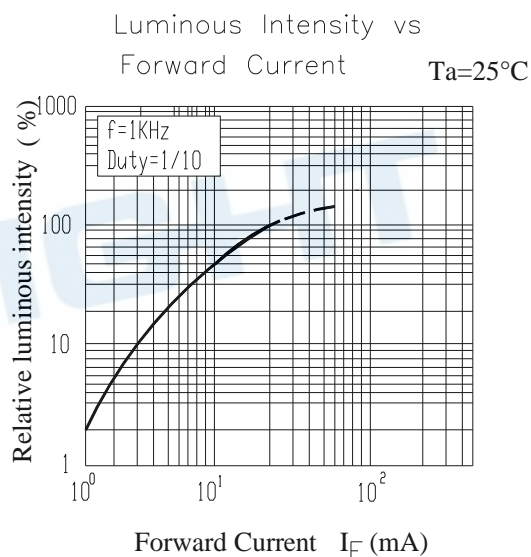
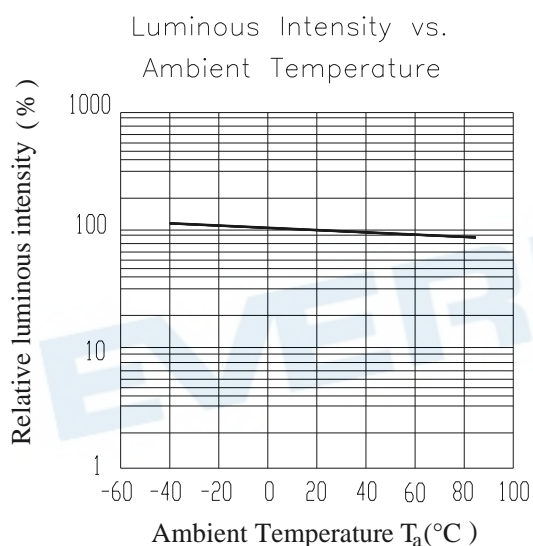
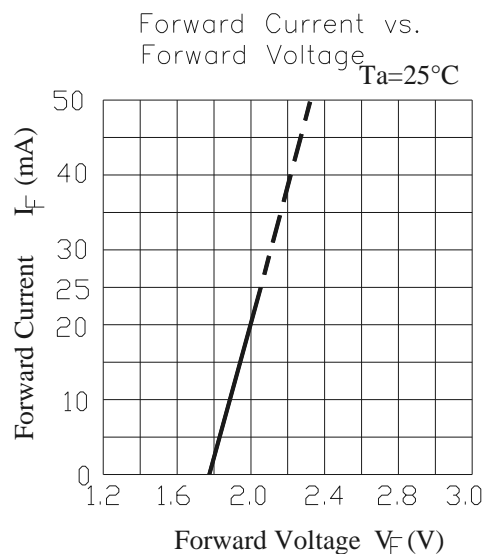
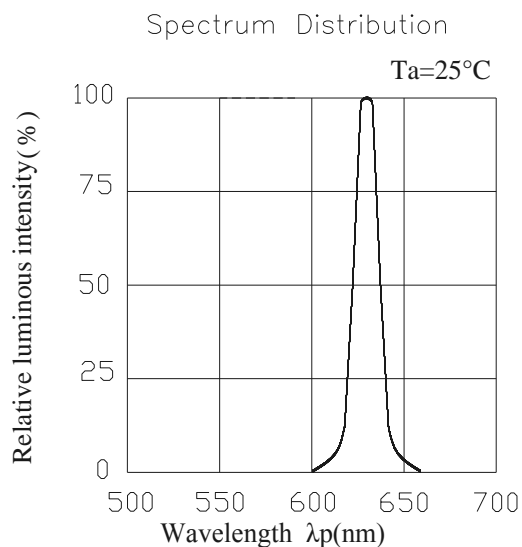
## Absolute Maximum Ratings (Ta=25°C)

| Parameter                                 | Symbol      | Rating  | Unit |
|---|-------------|---|------|
| Reverse Voltage                           | $V_R$       | 5   | V    |
| Forward Current                           | $I_F$       | 25  | mA   |
| Peak Forward Current<br>(Duty 1/10 @1KHz) | $I_{FP}$    | 60  | mA   |
| Power Dissipation                         | $P_d$       | 60  | mW   |
| Electrostatic Discharge                   | $ESD_{HBM}$ | 2000  | V    |
| Operating Temperature                     | $T_{opr}$   | -40 ~ +85   | °C   |
| Storage Temperature                       | $T_{stg}$   | -40 ~ +90   | °C   |
| Soldering Temperature                     | $T_{sol}$   | Reflow Soldering : 260 °C for 10 sec.<br>Hand Soldering : 350 °C for 3 sec. |      |

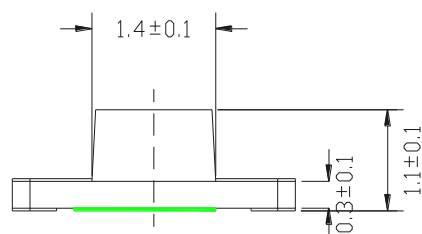
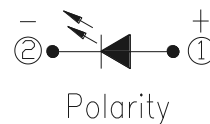
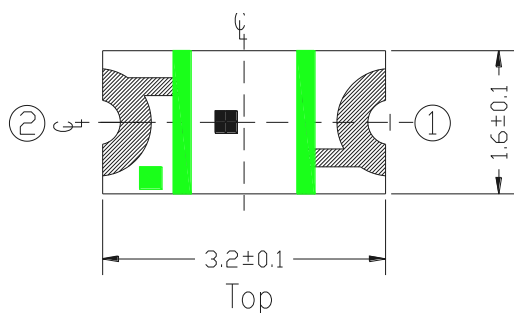
### Electro-Optical Characteristics (Ta=25°C)

| Parameter                    | Symbol            | Min.  | Typ.  | Max.  | Unit | Condition            |
|------------------------------|-------------------|-------|-------|-------|------|----------------------|
| Luminous Intensity           | I <sub>v</sub>    | 38    | 57    | ----- | mcd  | I <sub>F</sub> =20mA |
| Viewing Angle                | 2θ <sub>1/2</sub> | ----- | 130   | ----- | deg  |                      |
| Peak Wavelength              | λ <sub>p</sub>    | ----- | 632   | ----- | nm   |                      |
| Dominant Wavelength          | λ <sub>d</sub>    | ----- | 624   | ----- | nm   |                      |
| Spectrum Radiation Bandwidth | Δ λ               | ----- | 20    | ----- | nm   |                      |
| Forward Voltage              | V <sub>F</sub>    | ----- | 2.0   | 2.4   | V    | V <sub>R</sub> =5V   |
| Reverse Current              | I <sub>R</sub>    | ----- | ----- | 10    | μA   |                      |

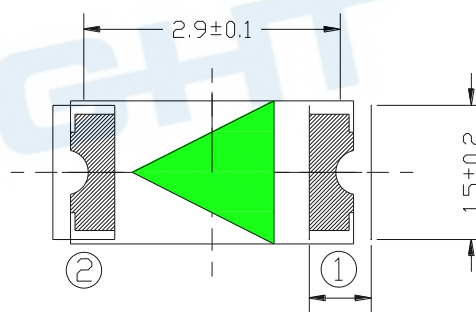
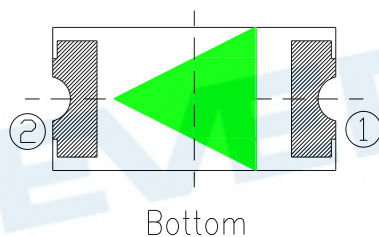
## Typical Electro-Optical Characteristics Curves



## Package Dimension




Recommend Soldering Pad



Suggested pad dimension is just for reference only.  
Please modify the pad dimension based on individual need.

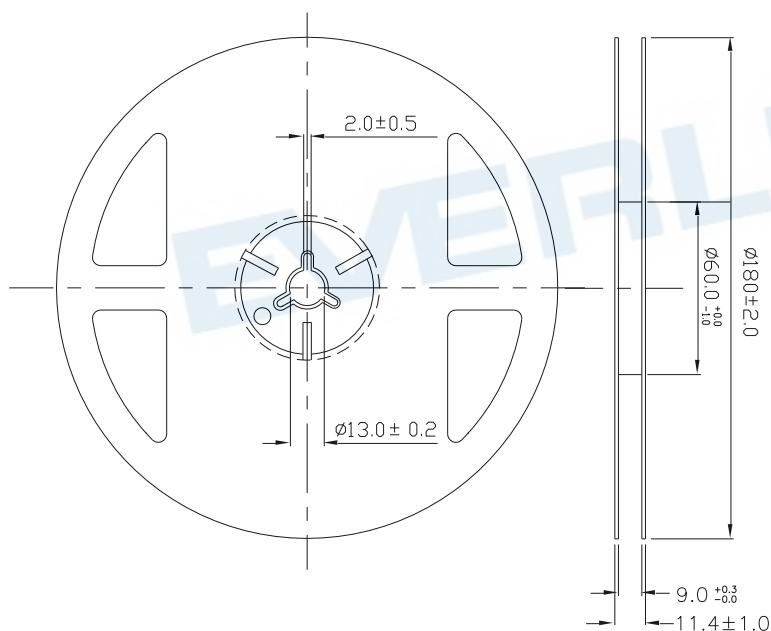
Note: Tolerances unless mentioned  $\pm 0.1$ mm. Unit = mm

## Moisture Resistant Packing Materials Label Explanation



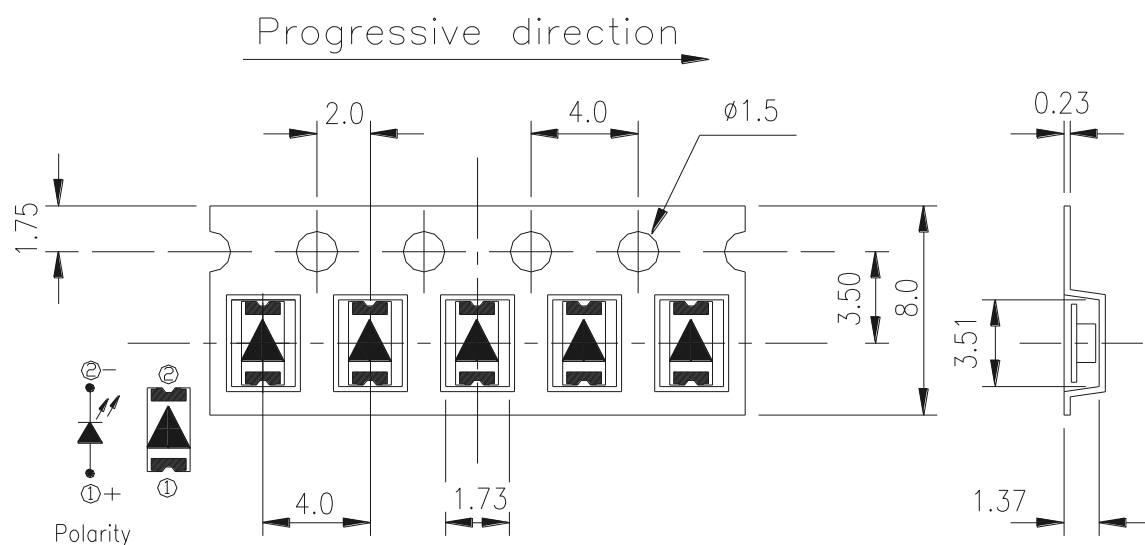
- CPN: Customer's Product Number
- P/N: Product Number
- QTY: Packing Quantity
- CAT: Luminous Intensity Rank
- HUE: Chromaticity Coordinates & Dom. Wavelength Rank
- REF: Forward Voltage Rank
- LOT No: Lot Number

## Reel Dimensions



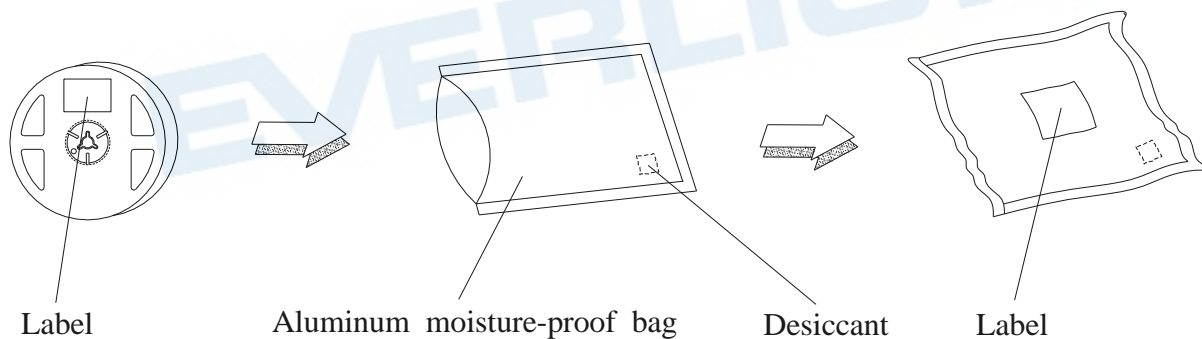
Note: The tolerances unless mentioned is  $\pm 0.1\text{mm}$ , Unit = mm

**Carrier Tape Dimensions: Loaded quantity 2000 PCS per reel**



Note: The tolerances unless mentioned is  $\pm 0.1\text{mm}$  ,Unit = mm

**Moisture Resistant Packaging**



## Precautions For Use

### 1. Over-current-proof

Customer must apply resistors for protection, otherwise slight voltage shift will cause big current change ( Burn out will happen ).

### 2. Storage

2.1 Do not open moisture proof bag before the products are ready to use.

2.2 Before opening the package: The LEDs should be kept at 30°C or less and 90%RH or less.

2.3 After opening the package :The LED's floor life is 1 year under 30°C or less and 60%RH or less.

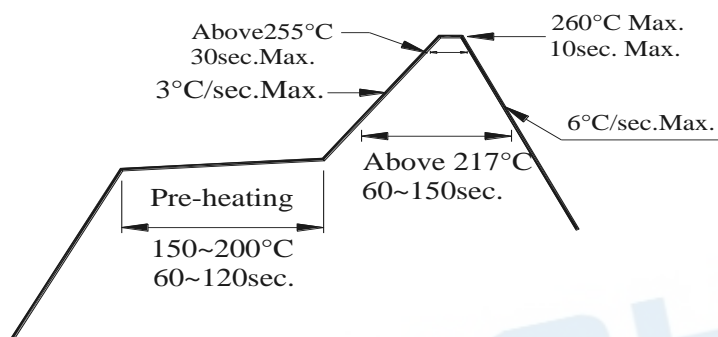
If unused LEDs remain, it should be stored in moisture proof packages.

2.4 If the moisture absorbent material (silica gel) has faded away or the LEDs have exceeded the storage time, baking treatment should be performed using the following conditions.

Baking treatment : 60±5°C for 24 hours.

### 3. Soldering Condition

#### 3.1 Pb-free solder temperature profile



3.2 Reflow soldering should not be done more than two times.

3.3 When soldering, do not put stress on the LEDs during heating.

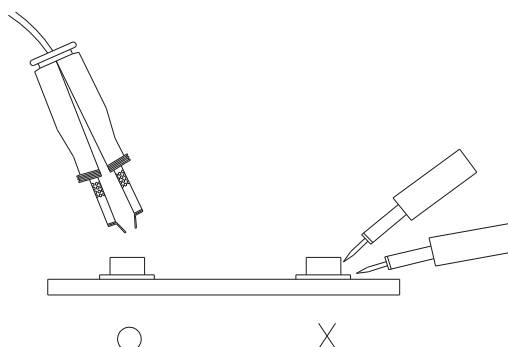
3.4 After soldering, do not warp the circuit board.

#### 4. Soldering Iron

Each terminal is to go to the tip of soldering iron temperature less than 350°C for 3 seconds within once in less than the soldering iron capacity 25W. Leave two seconds and more intervals, and do soldering of each terminal. Be careful because the damage of the product is often started at the time of the hand solder.

#### 5. Repairing

Repair should not be done after the LEDs have been soldered. When repairing is unavoidable, a double-head soldering iron should be used (as below figure). It should be confirmed beforehand whether the characteristics of the LEDs will or will not be damaged by repairing.



## Application Restrictions

High reliability applications such as military/aerospace, automotive safety/security systems, and medical equipment may require different product. If you have any concerns, please contact Everlight before using this product in your application. This specification guarantees the quality and performance of the product as an individual component. Do not use this product beyond the specification described in this document.

EVERLIGHT

## DISCLAIMER

1. EVERLIGHT reserves the right(s) on the adjustment of product material mix for the specification.
2. The product meets EVERLIGHT published specification for a period of twelve (12) months from date of shipment.
3. The graphs shown in this datasheet are representing typical data only and do not show guaranteed values.
4. When using this product, please observe the absolute maximum ratings and the instructions for using outlined in these specification sheets. EVERLIGHT assumes no responsibility for any damage resulting from the use of the product which does not comply with the absolute maximum ratings and the instructions included in these specification sheets.
5. These specification sheets include materials protected under copyright of EVERLIGHT. Reproduction in any form is prohibited without obtaining EVERLIGHT's prior consent.
6. This product is not intended to be used for military, aircraft, automotive, medical, life sustaining or life saving applications or any other application which can result in human injury or death. Please contact authorized Everlight sales agent for special application request.

EVERLIGHT