Introduction to the MICTOR Interconnection System (0.64 [.025] Centerline)

Product Facts

- **76 dedicated signal lines per linear inch**
- **Surface mount family designed for parallel and right angle board-to-board, flex-to-board and cable-to-board configurations**
- **0.64 [.025] centerline contact spacing**
- **Redundant interfaces on mated contacts**
- **Fifteen mated stack heights available ranging from 6.60 [.260] to 31.90 [1.256]**
- **Infrared and forced air convection compatible housing materials**
- **Designed for 50-ohm systems**
- **Connector housings polarized for correct mating**
- **Built-in connector-to-board retention feature**
- **Connector can be separated by peeling from one end to the other**
- **Various packaging styles can be made available for automated assembly (tape and reel, tubes)**
- **Recognized under the Component Program of Underwriter Laboratories Inc. File No. E28476**

The MICTOR connector family is based on the microstrip concept of two rows of signal contacts divided by a center power ground plane. MICTOR connectors are mother-board and daughtercard compatible and include designs for cable-to-board applications.

Various mated heights are available for parallel board-to-board systems. Custom stacking heights can be provided. The MICTOR connector family is available in 0.64 [.025] centerlines and in sizes ranging from 38 signal positions to 266 positions (in increments of 38 positions). There is a discrete ground bus every 12.7 [.50] of the connector length, which can be assigned to either power or ground in any combination.

Redundant interfaces on every signal line provide added reliability. Two plating options are available to meet the needs of various applications.

The housing material is a liquid crystal polymer, compatible with infrared and forced air convection operations.

The connector system uses the solid ground bus between the rows of signals to provide low crosstalk and excellent high-speed signal characteristics.

Catalog 889092
Revised 9-06
www.tycoelectronics.com

Dimensions are in millimeters and inches unless otherwise specified. Values in brackets are standard equivalents.

Dimensions are shown for reference purposes only. Specifications subject to change.

USA: 1-800-522-6752
Canada: 1-905-470-4425
Mexico: 01-800-733-8926
C. America: 52-55-5-729-0425

South America: 55-11-3611-1514
Hong Kong: 852-2735-1628
Japan: 81-44-844-8013
UK: 44-141-810-8967

Downloaded from Arrow.com.

MICTOR Connector Cross Section

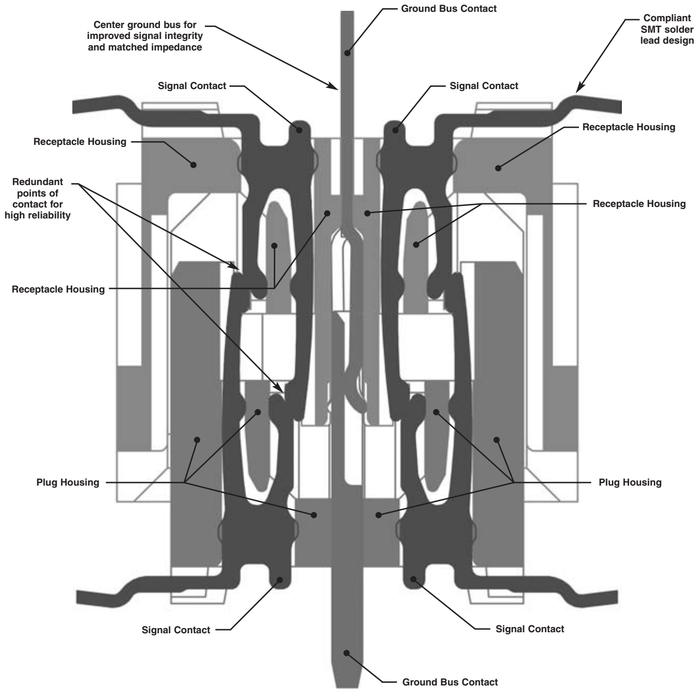

Connectors are shown at point where signal contact first touch each other.

Connectors are designed to be fully mated when the two "Z" datums meet.

Catalog 889092
Revised 9-06
www.tycoelectronics.com

Dimensions are in millimeters and inches unless otherwise specified. Values in brackets are standard equivalents.

Dimensions are shown for reference purposes only. Specifications subject to change.

USA: 1-800-522-6752
Canada: 1-905-470-4425
Mexico: 01-800-733-8926
C. America: 52-55-5-729-0425
South America: 55-11-3611-1514
Hong Kong: 852-2735-1628
Japan: 81-44-844-8013
UK: 44-141-810-8967

Downloaded from Arrow.com.

Material and Performance Specifications, MICTOR Connectors

Material Specifications

Material

Housing — Liquid crystal polymer, black

Contacts — High reliability copper alloy

Ground Bus — Phosphor bronze

Finish (Gold Plating)

Contacts and Ground Bus — 0.00076 [.000030] min. gold on contact area, 0.00381-0.00635 [.000150-.000250] matte tin per ASTM B 545 on leads, all over 0.00177-0.00445 [.000070-.000175] nickel.

Finish (Palladium-Nickel Plating)

Contacts and Ground Bus — 0.00013 [.000005] min. gold over, 0.00076 [.000030] min. palladium nickel on contact area, 0.00381-0.00635 [.000150-.000250] matte tin per ASTM B 545 on leads, all over 0.00191-0.00445 [.000075-.000175] nickel.

Performance Specifications

Ratings

Voltage — 30 vac

Current — Signal; rated 1.0 Amps, fully derated 0.5 Amps
Ground; rated 11.5 Amps, fully derated 7.6 Amps

Temperature — -55°C to +125°C

Electrical Characteristics

Characteristic Impedance — 50±5 ohms at 1 ns

Termination Resistance — ΔR 10 milliohms max.; AMP Specification 109-6-1

Insulation Resistance — 10,000 megohms min.; AMP Specification 109-208-1

Dielectric Withstanding Voltage — 500 vac at sea level; AMP Specification 109-29-1

Mechanical Characteristics

Solderability — Solderable area shall have a 95% min. solder coverage; AMP Specification 109-11-1

Vibration (Random) — No discontinuities of 1µs or longer duration; AMP Specification 109-21-5

Physical Shock — No discontinuities of 1µs or longer duration; AMP Specification 109-26-1

Durability (Tested to) — Mate and unmate samples at a rate of 600 cycles max. per hour. 25 cycles, gold plating; 500 cycles, palladium-nickel plating; AMP Specification 109-27

Contact Retention — 1 lb min.; AMP Specification 109-30

Mating Force — 152 oz max. per 1/2 inch of connector (1 module). Each module equals 38 signal contacts and 1 ground bus; AMP Specification 109-42

Unmating Force — 19 oz min. per 1/2 inch of connector (1 module). Each module equals 38 signal contacts and 1 ground bus; AMP Specification 109-42

Environmental Characteristics

Thermal Shock — Subject mated samples to 5 cycles between -55°C and +125°C; AMP Specification 109-22

Humidity - Temperature Cycling — Subject mated samples to 10 cycles between +25°C and +65°C at 95% RH; AMP Specification 109-23-3, Condition B

Temperature Cycling — Subject mated samples to 1024 cycles between -40°C and +60°C at 2 hours per cycle; AMP Specification 109-75-1

Temperature Life — Subject mated samples to temperature life at +118°C for 792 hours; AMP Specification 109-43

Mixed Flowing Gas — Subject mated samples to environmental class II for 14 days; AMP Specification 109-85-2

Catalog 889092
Revised 9-06
www.tycoelectronics.com

Dimensions are in millimeters and inches unless otherwise specified. Values in brackets are standard equivalents.

Dimensions are shown for reference purposes only. Specifications subject to change.

USA: 1-800-522-6752
Canada: 1-905-470-4425
Mexico: 01-800-733-8926
C. America: 52-55-5-729-0425

South America: 55-11-3611-1514
Hong Kong: 852-2735-1628
Japan: 81-44-844-8013
UK: 44-141-810-8967

Downloaded from Arrow.com.

MICTOR Stack Height Combinations

30µ Gold and Palladium Nickel Plated Vertical Connectors

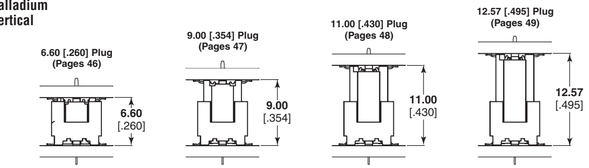

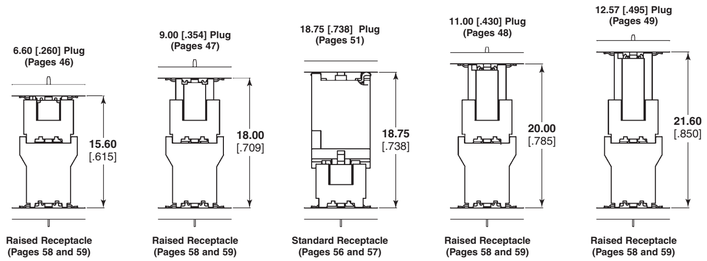

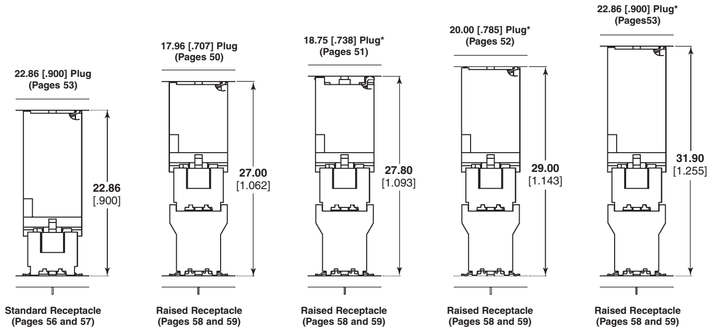

*This connector not available in Palladium Nickel.

Catalog 889092
Revised 9-06

www.tycoelectronics.com

Dimensions are in millimeters and inches unless otherwise specified. Values in brackets are standard equivalents.

Dimensions are shown for reference purposes only. Specifications subject to change.

USA: 1-800-522-6752
Canada: 1-905-470-4425
Mexico: 01-800-733-8926
C. America: 52-55-5-729-0425

South America: 55-11-3611-1514
Hong Kong: 852-2735-1628
Japan: 81-44-844-8013
UK: 44-141-810-8967

Downloaded from Arrow.com.

MICTOR Right Angle (Straddle Mount) Combinations

30µ Gold & Palladium Nickel Connections

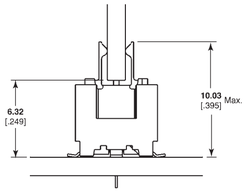

Vertical Receptacle with Right Angle Plug

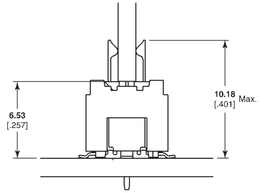

Vertical Plug with Right Angle Receptacle

Right angle versions are designed for paddlecard type applications. It is highly recommended that customers who are considering right angle applications contact Tyco Electronics Engineering to review their applications as the potential for tolerancing issues and/or issues of solder joint integrity can be highly application specific.

Catalog 889092
Revised 9-06
www.tycoelectronics.com

Dimensions are in millimeters and inches unless otherwise specified. Values in brackets are standard equivalents.

Dimensions are shown for reference purposes only. Specifications subject to change.

USA: 1-800-522-6752
Canada: 1-905-470-4425
Mexico: 01-800-733-8926
C. America: 52-55-5-729-0425

South America: 55-11-3611-1514
Hong Kong: 852-2735-1628
Japan: 81-44-844-8013
UK: 44-141-810-8967

Downloaded from Arrow.com.

MICTOR Vertical Plugs

6.60 [.260]
Stacking Height*

Related Product Data

Material and Finish — page 43
Performance Characteristics — page 43
Mating Receptacles — pages 56-61
Technical Documents — page 113

*6.60 [.260] stack height when mated to vertical receptacle; 15.62 [.615] stack height when mated to vertical receptacle (extended height).

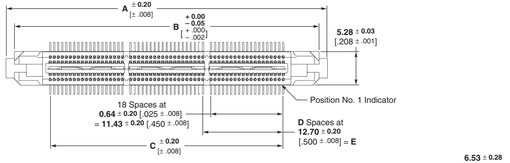



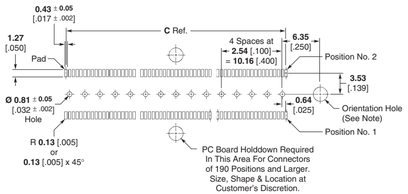

Recommended PC Board Layout
(Viewed from Connector Side)

Note: For standard applications, the orientation hole must be 2.39±0.05 [.094±.002]; For slip-fit applications, the orientation hole must be 2.00±0.03 [.079±.001].

No. of Pos.	Dimensions A	B	C	D	E	F	Platings Solder Tail	Contact	Part Numbers: Barbed G/B Leads Tube	T&R Vacuum Caps With	Without	Barbless G/B Leads Tube	T&R Vacuum Caps With	Without
38	**25.40** 1.000	**22.81** .898	**11.43** .450	0	—	**1.35** [.053]	Sn	Gold	5767007-8	5767111-8	5767111-1	5767116-1	5767118-1	5767118-8
						2.72 [.107]		PdNi	5767056-1	—	—	—	—	—
						2.64 [.104]			—	—	—	5767117-1	5767119-1	5767119-8
76	**38.10** 1.500	**31.70** 1.248	**24.13** .950	1	**12.70** .500	**1.35** [.053]	Sn	Gold	5767007-9	5767111-9	5767111-2	5767116-2	5767118-2	5767118-9
						2.72 [.107]		PdNi	5767056-2	—	—	—	—	—
						2.64 [.104]			—	—	—	5767117-2	5767119-2	5767119-9
114	**50.80** 2.000	**48.21** 1.898	**36.83** 1.450	2	**25.40** 1.000	**1.35** [.053]	Sn	Gold	1-5767007-0	1-5767111-0	5767111-3	5767116-3	5767118-3	1-5767118-0
						2.72 [.107]		PdNi	5767056-3	—	—	—	—	—
						2.64 [.104]			—	—	—	5767117-3	5767119-3	1-5767119-0
152	**63.50** 2.500	**60.91** 2.398	**49.53** 1.950	3	**38.10** 1.500	**1.35** [.053]	Sn	Gold	1-5767007-1	1-5767111-1	5767111-4	5767116-4	5767118-4	1-5767118-1
						2.72 [.107]		PdNi	5767056-4	—	—	—	—	—
						2.64 [.104]			—	—	—	5767117-4	5767119-4	1-5767119-1
190	**76.20** 3.000	**73.61** 2.898	**62.23** 2.450	4	**50.80** 2.000	**1.35** [.053]	Sn	Gold	1-5767007-2	1-5767111-2	5767111-5	5767116-5	5767118-5	1-5767118-2
						2.72 [.107]		PdNi	5767056-5	—	—	—	—	—
						2.64 [.104]			—	—	—	5767117-5	5767119-5	1-5767119-2
228	**88.90** 3.500	**86.31** 3.398	**74.93** 2.950	5	**63.50** 2.500	**1.35** [.053]	Sn	Gold	1-5767007-3	—	—	5767116-6	—	—
						2.72 [.107]		PdNi	5767056-6	—	—	—	—	—
						2.64 [.104]			—	—	—	5767117-6	—	—
266	**101.60** 4.000	**99.01** 3.898	**87.63** 3.450	6	**76.20** 3.000	**1.35** [.053]	Sn	Gold	1-5767007-4	—	—	5767116-7	—	—
						2.72 [.107]		PdNi	5767056-7	—	—	—	—	—
						2.64 [.104]			—	—	—	5767117-7	—	—

Note: Part Numbers are RoHS compliant.

Catalog 889092
Revised 9-06
www.tycoelectronics.com

Dimensions are in millimeters and inches unless otherwise specified. Values in brackets are standard equivalents.

Dimensions are shown for reference purposes only. Specifications subject to change.

USA: 1-800-522-6752
Canada: 1-905-470-4425
Mexico: 01-800-733-8926
C. America: 52-55-5-729-0425

South America: 55-11-3611-1514
Hong Kong: 852-2735-1628
Japan: 81-44-844-8013
UK: 44-141-810-8967

Downloaded from Arrow.com.

MICTOR Vertical Plugs (Continued)

9.00 [.354]
Stacking Height*

Related Product Data

Material and Finish — page 43
Performance Characteristics — page 43
Mating Receptacles — pages 56-61
Technical Documents — page 113

* 9.00 [.354] stack height when mated to vertical receptacle; 18.00 [.709] stack height when mated to vertical receptacle (extended height).

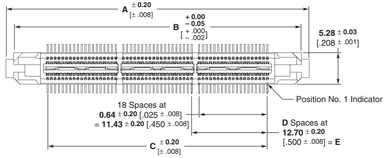

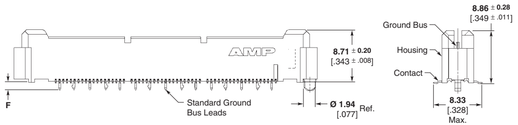

Note: For standard applications, the orientation hole must be 2.39±0.05 [.094±.002]; For slip-fit applications, the orientation hole must be 2.00±0.03 [.079±.001].

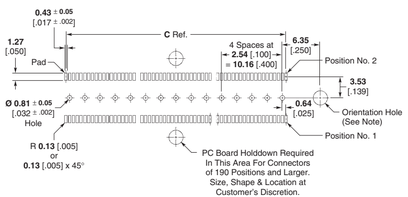

Recommended PC Board Layout
(Viewed from Connector Side)

No. of Pos.	Dimensions A	B	C	D	E	F	Platings Solder Tail	Contact	Part Numbers Barbed G/B Leads Tube
38	**25.40** 1.000	**22.81** .898	**11.43** .450	0	—	**1.52** [.060] **2.74** [.108]	Sn	Gold	5767139-1
								PdNi	5767140-1
76	**38.10** 1.500	**31.70** 1.248	**24.13** .950	1	**12.70** .500	**1.52** [.060] **2.74** [.108]	Sn	Gold	5767139-2
								PdNi	5767140-2
114	**50.80** 2.000	**48.21** 1.898	**36.83** 1.450	2	**25.40** 1.000	**1.52** [.060] **2.74** [.108]	Sn	Gold	5767139-3
								PdNi	5767140-3
152	**63.50** 2.500	**60.91** 2.398	**49.53** 1.950	3	**38.10** 1.500	**1.52** [.060] **2.74** [.108]	Sn	Gold	5767139-4
								PdNi	5767140-4
190	**76.20** 3.000	**73.61** 2.898	**62.23** 2.450	4	**50.80** 2.000	**1.52** [.060] **2.74** [.108]	Sn	Gold	5767139-5
								PdNi	5767140-5
228	**88.90** 3.500	**86.31** 3.398	**74.93** 2.950	5	**63.50** 2.500	**1.52** [.060] **2.74** [.108]	Sn	Gold	5767139-6
								PdNi	5767140-6
266	**101.60** 4.000	**99.01** 3.898	**87.63** 3.450	6	**76.20** 3.000	**1.52** [.060] **2.74** [.108]	Sn	Gold	5767139-7
								PdNi	5767140-7

Note: Part Numbers are RoHS compliant.

Downloaded from Arrow.com.

MICTOR Vertical Plugs (Continued)

11.00 [.430]
Stacking Height*

Related Product Data

Material and Finish — page 43
Performance Characteristics — page 43
Mating Receptacles — pages 56-61
Technical Documents — page 113

* 11.00 [.430] stack height when mated to vertical receptacle; 19.94 [.785] stack height when mated to vertical receptacle (extended height).

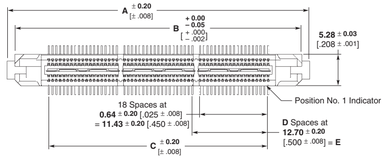

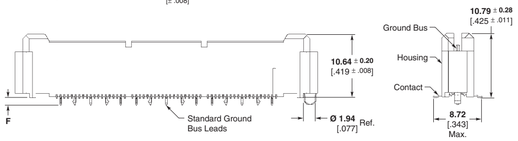

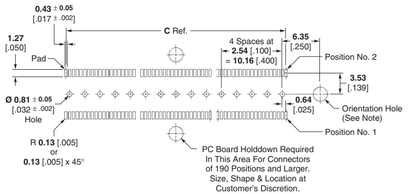

Recommended PC Board Layout
(Viewed from Connector Side)

Note: For standard applications, the orientation hole must be 2.39±0.05 [.094±.002]; For slip-fit applications, the orientation hole must be 2.00±0.03 [.079±.001].

No. of Pos.	Dimensions A	B	C	D	E	F	Platings Solder Tail	Contact	Part Numbers: Barbed G/B Leads Tube	Barbed G/B Leads T&R Vacuum Caps With	Barbed G/B Leads T&R Vacuum Caps Without	Barbless G/B Leads Tube	Barbless G/B Leads T&R Vacuum Caps With	Barbless G/B Leads T&R Vacuum Caps Without
38	**25.40** 1.000	**22.81** .898	**11.43** .450	0	—	**1.52** [.060] **2.64** [.104]	Sn	Gold	5767003-9	5767123-8	5767123-1	—	—	—
								PdNi	5767087-1	—	—	—	—	—
76	**38.10** 1.500	**31.70** 1.248	**24.13** .950	1	**12.70** .500	**1.52** [.060] **2.64** [.104]	Sn	Gold	1-5767003-0	5767123-9	5767123-2	—	—	—
								PdNi	5767087-2	—	—	—	—	—
114	**50.80** 2.000	**48.21** 1.898	**36.83** 1.450	2	**25.40** 1.000	**1.52** [.060] **2.64** [.104]	Sn	Gold	1-5767003-1	1-5767123-0	5767123-3	1-5767182-3	1-5767183-0	—
								PdNi	5767087-3	—	—	—	—	—
152	**63.50** 2.500	**60.91** 2.398	**49.53** 1.950	3	**38.10** 1.500	**1.52** [.060] **2.64** [.104]	Sn	Gold	5767003-8	—	—	—	—	—
								PdNi	5767087-4	—	—	—	—	—
190	**76.20** 3.000	**73.61** 2.898	**62.23** 2.450	4	**50.80** 2.000	**1.52** [.060] **2.64** [.104]	Sn	Gold	1-5767003-2	1-5767123-2	5767123-5	—	—	—
								PdNi	5767087-5	—	—	—	—	—
228	**88.90** 3.500	**86.31** 3.398	**74.93** 2.950	5	**63.50** 2.500	**1.52** [.060] **2.64** [.104]	Sn	Gold	1-5767003-3	—	—	—	—	—
								PdNi	5767087-6	—	—	—	—	—
266	**101.60** 4.000	**99.01** 3.898	**87.63** 3.450	6	**76.20** 3.000	**1.52** [.060] **2.64** [.104]	Sn	Gold	1-5767003-4	—	—	—	—	—
								PdNi	5767087-7	—	—	—	—	—

Note: Part Numbers are RoHS compliant.

Catalog 889092
Revised 9-06
www.tycoelectronics.com

Dimensions are in millimeters and inches unless otherwise specified. Values in brackets are standard equivalents.

Dimensions are shown for reference purposes only. Specifications subject to change.

USA: 1-800-522-6752
Canada: 1-905-470-4425
Mexico: 01-800-733-8926
C. America: 52-55-5-729-0425
South America: 55-11-3611-1514
Hong Kong: 852-2735-1628
Japan: 81-44-844-8013
UK: 44-141-810-8967

Downloaded from Arrow.com.

MICTOR Vertical Plugs (Continued)

12.57 [.495]
Stacking Height*

Related Product Data

Material and Finish — page 43
Performance Characteristics — page 43
Mating Receptacles — pages 56-61
Technical Documents — page 113

* 12.57 [.495] stack height when mated to vertical receptacle; 21.59 [.850] stack height when mated to vertical receptacle (extended height).

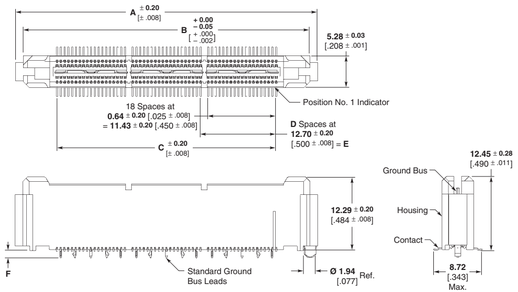

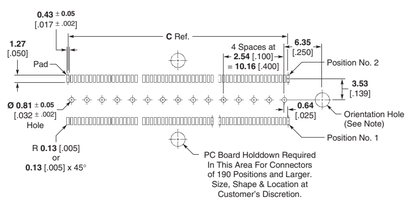

Recommended PC Board Layout
(Viewed from Connector Side)

Note: For standard applications, the orientation hole must be 2.39±0.05 [.094±.002]; For slip-fit applications, the orientation hole must be 2.00±0.03 [.079±.001].

No. of Pos.	Dimensions A	B	C	D	E	F	Platings Solder Tail	Contact	Part Numbers: Barbed G/B Leads Tube	T&R Vacuum Caps With	T&R Vacuum Caps Without	Barbless G/B Leads Tube	T&R Vacuum Caps With	T&R Vacuum Caps Without
38	**25.40** 1.000	**22.81** .898	**11.43** .450	0	—	**1.52** [.060] **2.64** [.104]	Sn	Gold	5767005-8	5767149-1	5767149-8	5767120-1	5767121-1	5767121-8
								PdNi	5767057-1	—	—	5767082-1	—	—
76	**38.10** 1.500	**31.70** 1.248	**24.13** .950	1	**12.70** .500	**1.52** [.060] **2.64** [.104]	Sn	Gold	5767005-9	5767149-2	5767149-9	5767120-2	5767121-2	5767121-9
								PdNi	5767057-2	—	—	5767082-2	—	—
114	**50.80** 2.000	**48.21** 1.898	**36.83** 1.450	2	**25.40** 1.000	**1.52** [.060] **2.64** [.104]	Sn	Gold	1-5767005-0	5767149-3	1-5767149-0	5767120-3	5767121-3	1-5767121-0
								PdNi	5767057-3	—	—	5767082-3	—	—
152	**63.50** 2.500	**60.91** 2.398	**49.53** 1.950	3	**38.10** 1.500	**1.52** [.060] **2.64** [.104]	Sn	Gold	1-5767005-1	5767149-4	1-5767149-1	5767120-4	5767121-4	1-5767121-1
								PdNi	5767057-4	—	—	5767082-4	5767127-4	1-5767127-1
190	**76.20** 3.000	**73.61** 2.898	**62.23** 2.450	4	**50.80** 2.000	**1.52** [.060] **2.64** [.104]	Sn	Gold	1-5767005-2	5767149-5	1-5767149-2	5767120-5	—	—
								PdNi	5767057-5	—	—	5767082-5	5767127-5	1-5767121-2
228	**88.90** 3.500	**86.31** 3.398	**74.93** 2.950	5	**63.50** 2.500	**1.52** [.060] **2.64** [.104]	Sn	Gold	1-5767005-3	—	—	5767120-6	—	—
								PdNi	5767057-6	—	—	5767082-6	—	—
266	**101.60** 4.000	**99.01** 3.898	**87.63** 3.450	6	**76.20** 3.000	**1.52** [.060] **2.64** [.104]	Sn	Gold	1-5767005-4	—	—	5767120-7	—	—
								PdNi	5767057-7	—	1-5767151-4	5767082-7	—	—

Note: Part Numbers are RoHS complian.

Catalog 889092
Revised 9-06
www.tycoelectronics.com

Dimensions are in millimeters and inches unless otherwise specified. Values in brackets are standard equivalents.

Dimensions are shown for reference purposes only. Specifications subject to change.

USA: 1-800-522-6752
Canada: 1-905-470-4425
Mexico: 01-800-733-8926
C. America: 52-55-5-729-0425
South America: 55-11-3611-1514
Hong Kong: 852-2735-1628
Japan: 81-44-844-8013
UK: 44-141-810-8967

Downloaded from Arrow.com.

MICTOR Vertical Plugs (Continued)

17.96 [.707]
Stacking Height*

Related Product Data

Material and Finish — page 43
Performance Characteristics — page 43
Mating Receptacles — pages 56-61
Technical Documents — page 113

* 17.96 [.707] stack height when mated to vertical receptacle; 26.97 [1.062] stack height when mated to vertical receptacle (extended height).

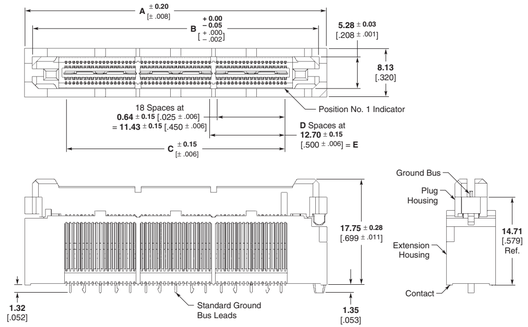

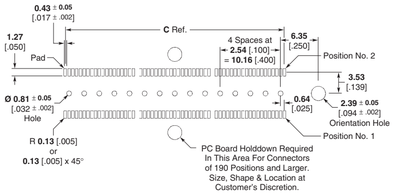

Recommended PC Board Layout
(Connector Side of Board Shown)

Notes: 1. For dual application, the orientation hole must be 1.98±0.03 [.078±.001]. See Application Specification 114-11004 for details.
2. Connectors with extended ground bus leads can be made available, consult Tyco Electronics.

No. of Pos.	Dimensions					Part Numbers
	A	B	C	D	E	
38	**25.40** 1.000	**22.81** .898	**11.43** .450	0	**0.00** .000	5767025-1
76	**38.10** 1.500	**35.51** 1.398	**24.13** .950	1	**12.70** .500	5767025-2
114	**50.80** 2.000	**48.21** 1.898	**36.83** 1.450	2	**25.40** 1.000	5767025-3
152	**63.50** 2.500	**60.91** 2.398	**49.53** 1.950	3	**38.10** 1.500	5767025-4
190	**76.20** 3.000	**73.61** 2.898	**62.23** 2.450	4	**50.80** 2.000	5767025-5
228	**88.90** 3.500	**86.31** 3.398	**74.93** 2.950	5	**63.50** 2.500	5767025-6
266	**101.60** 4.000	**99.00** 3.898	**87.63** 3.450	6	**76.20** 3.000	5767025-7

Note: Part Numbers are RoHS compliant.

Catalog 889092
Revised 9-06
www.tycoelectronics.com

Dimensions are in millimeters and inches unless otherwise specified. Values in brackets are standard equivalents.

Dimensions are shown for reference purposes only. Specifications subject to change.

USA: 1-800-522-6752
Canada: 1-905-470-4425
Mexico: 01-800-733-8926
C. America: 52-55-5-729-0425
South America: 55-11-3611-1514
Hong Kong: 852-2735-1628
Japan: 81-44-844-8013
UK: 44-141-810-8967

Downloaded from Arrow.com.

MICTOR Vertical Plugs (Continued)

18.75 [.738]
Stacking Height*

Related Product Data

Material and Finish — page 43
Performance Characteristics — page 43
Mating Receptacles — pages 56-61
Technical Documents — page 113

* 18.75 [.738] stack height when mated to vertical receptacle; 27.76 [1.093] stack height when mated to vertical receptacle (extended height).

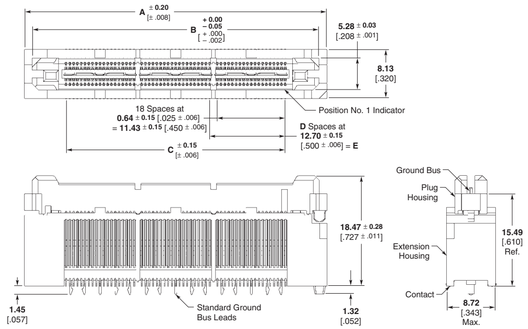

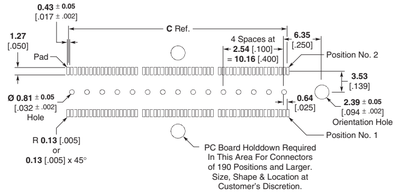

Recommended PC Board Layout
(Connector Side of Board Shown)

No. of Pos.	Dimensions					Part Numbers
	A	B	C	D	E	
38	**25.40** 1.000	**22.81** .898	**11.43** .450	0	**0.00** .000	5767042-1
76	**38.10** 1.500	**35.51** 1.398	**24.13** .950	1	**12.70** .500	5767042-2
114	**50.80** 2.000	**48.21** 1.898	**36.83** 1.450	2	**25.40** 1.000	5767042-3
152	**63.50** 2.500	**60.91** 2.398	**49.53** 1.950	3	**38.10** 1.500	5767042-4
190	**76.20** 3.000	**73.61** 2.898	**62.23** 2.450	4	**50.80** 2.000	5767042-5
228	**88.90** 3.500	**86.31** 3.398	**74.93** 2.950	5	**63.50** 2.500	5767042-6
266	**101.60** 4.000	**99.00** 3.898	**87.63** 3.450	6	**76.20** 3.000	5767042-7

Note: Part Numbers are RoHS compliant.

Catalog 889092
Revised 9-06
www.tycoelectronics.com

Dimensions are in millimeters and inches unless otherwise specified. Values in brackets are standard equivalents.

Dimensions are shown for reference purposes only. Specifications subject to change.

USA: 1-800-522-6752
Canada: 1-905-470-4425
Mexico: 01-800-733-8926
C. America: 52-55-5-729-0425

South America: 55-11-3611-1514
Hong Kong: 852-2735-1628
Japan: 81-44-844-8013
UK: 44-141-810-8967

Downloaded from Arrow.com.

MICTOR Vertical Plugs (Continued)

20.00 [.785]
Stacking Height*

Related Product Data

Material and Finish — page 43
Performance Characteristics — page 43
Mating Receptacles — pages 56-61
Technical Documents — page 113

* 20.02 [.788] stack height when mated to vertical receptacle; 29.03 [1.143] stack height when mated to vertical receptacle (extended height).

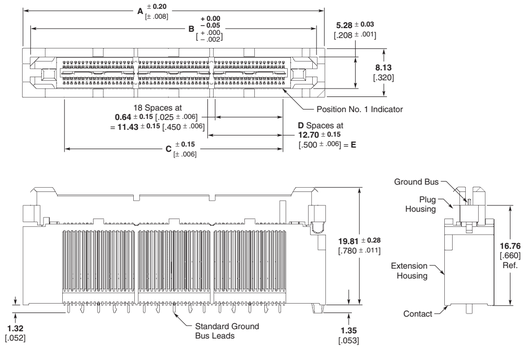

Notes: 1. For dual application, the orientation hole must be 1.98±0.03 [.078±.001]. See Application Specification 114-11004 for details.
2. Connectors with extended ground bus leads can be made available, consult Tyco Electronics.

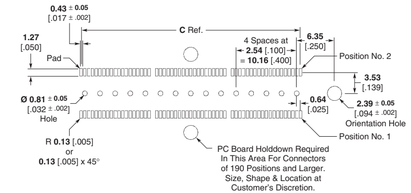

Recommended PC Board Layout
(Connector Side of Board Shown)

No. of Pos.	Dimensions					Part Numbers
	A	B	C	D	E	
38	**25.40** 1.000	**22.81** .898	**11.43** .450	0	**0.00** .000	5767032-1
76	**38.10** 1.500	**35.51** 1.398	**24.13** .950	1	**12.70** .500	5767032-2
114	**50.80** 2.000	**48.21** 1.898	**36.83** 1.450	2	**25.40** 1.000	5767032-3
152	**63.50** 2.500	**60.91** 2.398	**49.53** 1.950	3	**38.10** 1.500	5767032-4
190	**76.20** 3.000	**73.61** 2.898	**62.23** 2.450	4	**50.80** 2.000	5767032-5
228	**88.90** 3.500	**86.31** 3.398	**74.93** 2.950	5	**63.50** 2.500	5767032-6
266	**101.60** 4.000	**99.00** 3.898	**87.63** 3.450	6	**76.20** 3.000	5767032-7

Note: Part Numbers are RoHS compliant.

Catalog 889092
Revised 9-06
www.tycoelectronics.com

Dimensions are in millimeters and inches unless otherwise specified. Values in brackets are standard equivalents.

Dimensions are shown for reference purposes only. Specifications subject to change.

USA: 1-800-522-6752
Canada: 1-905-470-4425
Mexico: 01-800-733-8926
C. America: 52-55-5-729-0425
South America: 55-11-3611-1514
Hong Kong: 852-2735-1628
Japan: 81-44-844-8013
UK: 44-141-810-8967

Downloaded from Arrow.com.

MICTOR Vertical Plugs (Continued)

22.86 [.900]
Stacking Height*

Related Product Data

Material and Finish — page 43
Performance Characteristics — page 43
Mating Receptacles — pages 56-61
Technical Documents — page 113

* 22.86 [.900] stack height when mated to vertical receptacle; 31.89 [1.255] stack height when mated to vertical receptacle (extended height).

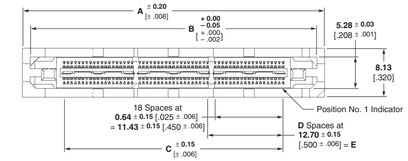

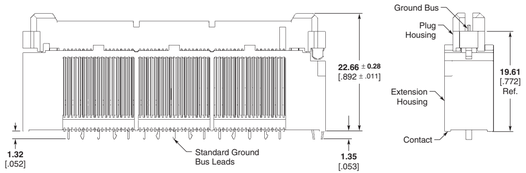

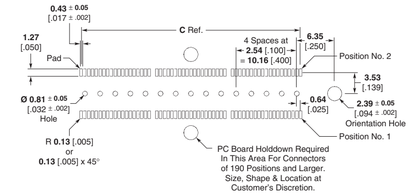

Recommended PC Board Layout
(Connector Side of Board Shown)

Notes: 1. For dual application, the orientation hole must be 1.98±0.03 [.078±.001]. See Application Specification 114-11004 for details.
2. Connectors with extended ground bus leads can be made available, consult Tyco Electronics.

No. of Pos.	Dimensions					Part Numbers
	A	B	C	D	E	
38	**25.40** 1.000	**22.81** .898	**11.43** .450	0	**0.00** .000	5767017-1
76	**38.10** 1.500	**35.51** 1.398	**24.13** .950	1	**12.70** .500	5767017-2
114	**50.80** 2.000	**48.21** 1.898	**36.83** 1.450	2	**25.40** 1.000	5767017-3
152	**63.50** 2.500	**60.91** 2.398	**49.53** 1.950	3	**38.10** 1.500	5767017-4
190	**76.20** 3.000	**73.61** 2.898	**62.23** 2.450	4	**50.80** 2.000	5767017-5
228	**88.90** 3.500	**86.31** 3.398	**74.93** 2.950	5	**63.50** 2.500	5767017-6
266	**101.60** 4.000	**99.00** 3.898	**87.63** 3.450	6	**76.20** 3.000	5767017-7

Note: Part Numbers are RoHS compliant.

Catalog 889092
Revised 9-06
www.tycoelectronics.com

Dimensions are in millimeters and inches unless otherwise specified. Values in brackets are standard equivalents.

Dimensions are shown for reference purposes only. Specifications subject to change.

USA: 1-800-522-6752
Canada: 1-905-470-4425
Mexico: 01-800-733-8926
C. America: 52-55-5-729-0425
South America: 55-11-3611-1514
Hong Kong: 852-2735-1628
Japan: 81-44-844-8013
UK: 44-141-810-8967

Downloaded from Arrow.com.

MICTOR Right Angle Plugs

Related Product Data

Material and Finish — page 43
Performance Characteristics — page 43
Mating Receptacles — pages 56-61
Technical Documents — page 113

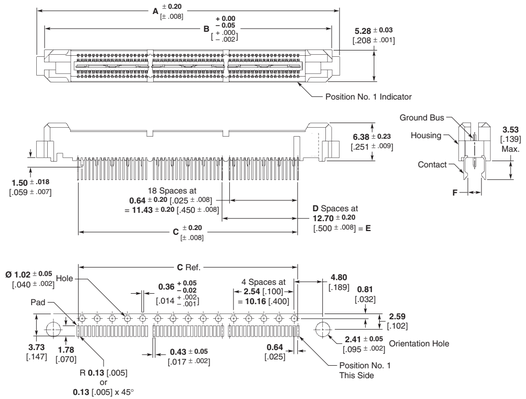

Recommended PC Board Layout
(Mirror Image on Opposite Side)

Catalog 889092
Revised 9-06
www.tycoelectronics.com

Dimensions are in millimeters and inches unless otherwise specified. Values in brackets are standard equivalents.

Dimensions are shown for reference purposes only. Specifications subject to change.

USA: 1-800-522-6752
Canada: 1-905-470-4425
Mexico: 01-800-733-8926
C. America: 52-55-5-729-0425

South America: 55-11-3611-1514
Hong Kong: 852-2735-1628
Japan: 81-44-844-8013
UK: 44-141-810-8967

Downloaded from Arrow.com.

MICTOR Right Angle Plugs (Continued)

No. of Pos.	Dimensions A	B	C	D	E	F	Platings Solder Tail	Contact	Part Numbers Tube
38	**25.40** 1.000	**22.81** .898	**11.43** .450	0	**0.00** .000	**1.52** .060	Sn	Gold	5767006-1
						1.52 .060	Sn	PdNi	5767055-1
						2.31 .091	Sn	PdNi	5767039-1
76	**38.10** 1.500	**35.51** 1.398	**24.13** .950	1	**12.70** .500	**1.52** .060	Sn	Gold	5767006-2
						1.52 .060	Sn	PdNi	5767055-2
						2.31 .091	Sn	PdNi	5767039-2
						2.97 .117	Sn	PdNi	5767170-2
114	**50.80** 2.000	**48.21** 1.898	**36.83** 1.450	2	**25.40** 1.000	**1.52** .060	Sn	Gold	5767006-3
						1.52 .060	Sn	PdNi	5767055-3
						2.31 .091	Sn	PdNi	5767039-3
152	**63.50** 2.500	**60.91** 2.398	**49.53** 1.950	3	**38.10** 1.500	**1.52** .060	Sn	Gold	5767006-4
						1.52 .060	Sn	PdNi	5767055-4
						2.31 .091	Sn	PdNi	5767039-4
190	**76.20** 3.000	**73.61** 2.898	**62.23** 2.450	4	**50.80** 2.000	**1.52** .060	Sn	Gold	5767006-5
						1.52 .060	Sn	PdNi	5767055-5
						2.31 .091	Sn	PdNi	5767039-5
228	**88.90** 3.500	**86.31** 3.398	**74.93** 2.950	5	**63.50** 2.500	**1.52** .060	Sn	Gold	5767006-6
						1.52 .060	Sn	PdNi	5767055-6
						2.31 .091	Sn	PdNi	5767039-6
266	**101.60** 4.000	**99.00** 3.898	**87.63** 3.450	6	**76.20** 3.000	**1.52** .060	Sn	Gold	5767006-7
						1.52 .060	Sn	PdNi	5767055-7
						2.31 .091	Sn	PdNi	5767039-7

Note: Part Numbers are RoHS compliant.

Catalog 889092
Revised 9-06
www.tycoelectronics.com

Dimensions are in millimeters and inches unless otherwise specified. Values in brackets are standard equivalents.

Dimensions are shown for reference purposes only. Specifications subject to change.

USA: 1-800-522-6752
Canada: 1-905-470-4425
Mexico: 01-800-733-8926
C. America: 52-55-5-729-0425

South America: 55-11-3611-1514
Hong Kong: 852-2735-1628
Japan: 81-44-844-8013
UK: 44-141-810-8967

Downloaded from Arrow.com.

MICTOR Vertical Receptacles

Related Product Data

Material and Finish — page 43
Performance Characteristics — page 43
Mating Plugs — pages 46-55
Technical Documents — page 113

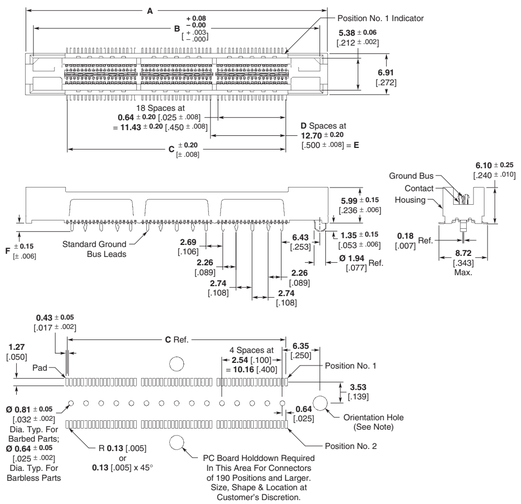

Recommended PC Board Layout
(Connector Side of Board Shown)

Note: For standard applications, orientation hole to be Ø 2.39±0.05 [.094±.002]; For slip-fit applications, orientation hole to be Ø 2.00±0.03 [.079±.001].

Catalog 889092
Revised 9-06
www.tycoelectronics.com

Dimensions are in millimeters and inches unless otherwise specified. Values in brackets are standard equivalents.

Dimensions are shown for reference purposes only. Specifications subject to change.

USA: 1-800-522-6752
Canada: 1-905-470-4425
Mexico: 01-800-733-8926
C. America: 52-55-5-729-0425

South America: 55-11-3611-1514
Hong Kong: 852-2735-1628
Japan: 81-44-844-8013
UK: 44-141-810-8967

Downloaded from Arrow.com.

MICTOR Vertical Receptacles (Continued)

No. of Pos.	Dimensions A	B	C	D	E	F	Platings Solder Tail	Contact	Part Numbers: Barbed G/B Leads Tube	Barbed G/B Leads T&R Vacuum Caps With	Barbed G/B Leads T&R Vacuum Caps Without	Barbless G/B Leads Tube	Barbless G/B Leads T&R Vacuum Caps With	Barbless G/B Leads T&R Vacuum Caps Without
38	**25.40** 1.000	**22.86** .900	**11.43** .450	0	—	**1.40** .055	Sn	Gold	2-5767004-2	5767096-8	5767096-1	5767110-1	5767114-1	5767114-8
						2.74 .108	Sn	Gold	5767181-1	—	—	—	—	—
								PdNi	5767054-1	5767171-1	—	5767081-1	5767115-1	—
76	**38.10** 1.500	**35.56** 1.400	**24.13** .950	1	**12.70** .500	**1.40** .055	Sn	Gold	2-5767004-3	5767096-9	5767096-2	5767110-2	5767114-2	5767114-9
						2.74 .108	Sn	Gold	5767181-2	—	—	—	—	—
								PdNi	5767054-2	—	—	5767081-2	5767115-2	—
114	**50.80** 2.000	**48.26** 1.900	**36.83** 1.450	2	**25.40** 1.000	**1.40** .055	Sn	Gold	2-5767004-4	1-5767096-0	5767096-3	5767110-3	5767114-3	1-5767114-0
						2.74 .108	Sn	Gold	5767181-3	—	—	—	—	—
								PdNi	5767054-3	—	—	5767081-3	5767115-3	—
152	**63.50** 2.500	**60.96** 2.400	**49.53** 1.950	3	**38.10** 1.500	**1.40** .055	Sn	Gold	2-5767004-5	1-5767096-1	5767096-4	5767110-4	5767114-4	1-5767114-1
						2.74 .108	Sn	Gold	5767181-4	—	—	—	—	—
								PdNi	5767054-4	—	—	5767081-4	5767115-4	—
190	**76.20** 3.000	**73.66** 2.900	**62.23** 2.450	4	**50.80** 2.000	**1.40** .055	Sn	Gold	2-5767004-6	1-5767096-2	5767096-5	5767110-5	5767114-5	1-5767114-2
						2.74 .108	Sn	Gold	5767181-5	—	—	—	—	—
								PdNi	5767054-5	—	—	5767081-5	5767115-5	—
228	**88.90** 3.500	**86.36** 3.400	**74.93** 2.950	5	**63.50** 2.500	**1.40** .055	Sn	Gold	2-5767004-7	—	—	5767110-6	—	—
						2.74 .108	Sn	Gold	5767181-6	—	—	—	—	—
								PdNi	5767054-6	—	—	5767081-6	—	—
266	**101.60** 4.000	**99.06** 3.900	**87.63** 3.450	6	**76.20** 3.000	**1.40** .055	Sn	Gold	2-5767004-8	—	—	5767110-7	—	—
						2.74 .108	Sn	Gold	5767181-7	—	—	—	—	—
								PdNi	5767054-7	—	—	5767081-7	—	—

Note: Part Numbers are RoHS compliant.

Catalog 889092
Revised 9-06
www.tycoelectronics.com

Dimensions are in millimeters and inches unless otherwise specified. Values in brackets are standard equivalents.

Dimensions are shown for reference purposes only. Specifications subject to change.

USA: 1-800-522-6752
Canada: 1-905-470-4425
Mexico: 01-800-733-8926
C. America: 52-55-5-729-0425

South America: 55-11-3611-1514
Hong Kong: 852-2735-1628
Japan: 81-44-844-8013
UK: 44-141-810-8967

Downloaded from Arrow.com.

MICTOR Vertical Receptacles (Extended Height)

Related Product Data

Material and Finish — page 43
Performance Characteristics — page 43
Mating Plugs — pages 46-55
Technical Documents — page 113

When mated with a standard vertical plug, this extended height receptacle adds 9.017 [.355] to the mated stack height when compared with the standard height vertical receptacle.

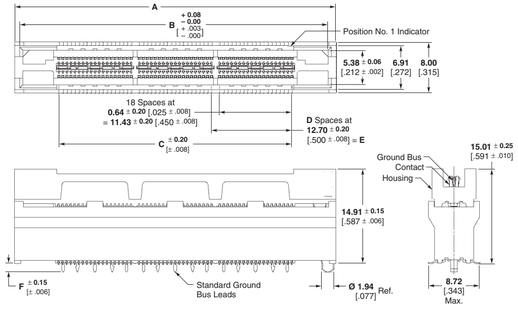

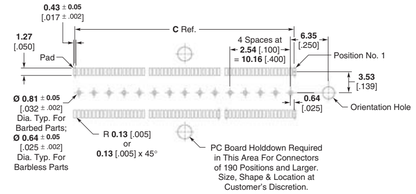

Recommended PC Board Layout
(Connector Side of Board Shown)

Catalog 889092
Revised 9-06
www.tycoelectronics.com

Dimensions are in millimeters and inches unless otherwise specified. Values in brackets are standard equivalents.

Dimensions are shown for reference purposes only. Specifications subject to change.

USA: 1-800-522-6752
Canada: 1-905-470-4425
Mexico: 01-800-733-8926
C. America: 52-55-5-729-0425

South America: 55-11-3611-1514
Hong Kong: 852-2735-1628
Japan: 81-44-844-8013
UK: 44-141-810-8967

Downloaded from Arrow.com.

MICTOR Vertical Receptacles (Extended Height) (Continued)

No. of Pos.	Dimensions A	B	C	D	E	F	Platings Solder Tail	Contact	Part Numbers: Barbed G/B Leads Tube	Barbed G/B Leads T&R Vacuum Caps With	Barbed G/B Leads T&R Vacuum Caps Without	Barbless G/B Leads Tube	Barbless G/B Leads T&R Vacuum Caps With	Barbless G/B Leads T&R Vacuum Caps Without
38	**25.40** 1.000	**22.86** .900	**11.43** .450	0	—	**1.37** [.054]	Sn	Gold	5767130-1	5767146-1	5767146-8	—	—	—
						1.37 [.054]		PdNi	5767094-1	5767178-1	6761316-8	—	—	—
						2.72 [.107]			5767154-1	—	5767153-8	5767095-1	—	—
76	**38.10** 1.500	**35.56** 1.400	**24.13** .950	1	**12.70** .500	**1.37** [.054]	Sn	Gold	5767130-2	5767146-2	5767146-9	—	—	—
						1.37 [.054]		PdNi	5767094-2	5767178-2	—	—	—	—
						2.72 [.107]			5767154-2	—	5767153-9	5767095-2	—	—
114	**50.80** 2.000	**48.26** 1.900	**36.83** 1.450	2	**25.40** 1.000	**1.37** [.054]	Sn	Gold	5767130-3	5767146-3	1-5767146-0	—	—	—
						1.37 [.054]		PdNi	5767094-3	—	—	—	—	—
						2.72 [.107]			5767154-3	—	1-5767153-0	5767095-3	5767145-3	1-5767145-0
152	**63.50** 2.500	**60.96** 2.400	**49.53** 1.950	3	**38.10** 1.500	**1.37** [.054]	Sn	Gold	5767130-4	5767146-4	1-5767146-1	—	—	—
						1.37 [.054]		PdNi	5767094-4	—	—	—	—	—
						2.72 [.107]			5767154-4	—	1-5767153-1	5767095-4	—	1-5767145-1
190	**76.20** 3.000	**73.66** 2.900	**62.23** 2.450	4	**50.80** 2.000	**1.37** [.054]	Sn	Gold	5767130-5	—	—	—	—	—
						1.37 [.054]		PdNi	5767094-5	5767178-5	1-6761316-2	—	—	—
						2.72 [.107]			5767154-5	—	1-5767153-2	5767095-5	—	—
228	**88.90** 3.500	**86.36** 3.400	**74.93** 2.950	5	**63.50** 2.500	**1.37** [.054]	Sn	Gold	5767130-6	—	—	—	—	—
						1.37 [.054]		PdNi	5767094-6	—	—	—	—	—
						2.72 [.107]			5767154-6	—	1-5767153-3	5767095-6	—	—
266	**101.60** 4.000	**99.06** 3.900	**87.63** 3.450	6	**76.20** 3.000	**1.37** [.054]	Sn	Gold	5767130-7	—	—	—	—	—
						1.37 [.054]		PdNi	5767094-7	—	—	—	—	—
						2.72 [.107]			5767154-7	—	1-5767153-4	5767095-7	—	—

Note: Part Numbers are RoHS compliant.

Catalog 889092
Revised 9-06
www.tycoelectronics.com

Dimensions are in millimeters and inches unless otherwise specified. Values in brackets are standard equivalents.

Dimensions are shown for reference purposes only. Specifications subject to change.

USA: 1-800-522-6752
Canada: 1-905-470-4425
Mexico: 01-800-733-8926
C. America: 52-55-5-729-0425

South America: 55-11-3611-1514
Hong Kong: 852-2735-1628
Japan: 81-44-844-8013
UK: 44-141-810-8967

Downloaded from Arrow.com.

MICTOR Right Angle Receptacles

Related Product Data

Material and Finish — page 43
Performance Characteristics — page 43
Mating Plugs — pages 46-55
Application Tooling — page 62
Technical Documents — page 113

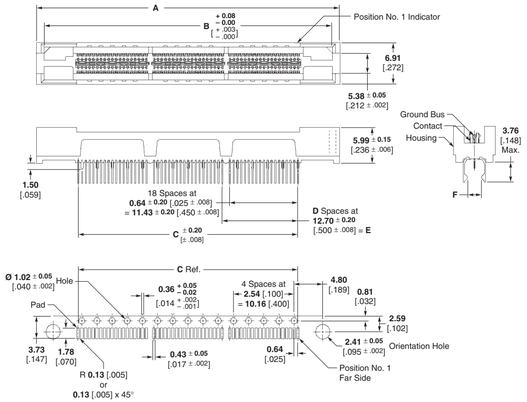

Recommended PC Board Layout
(Mirror image on opposite side)
PC Board Thickness: 1.57 [.062]

Catalog 889092
Revised 9-06
www.tycoelectronics.com

Dimensions are in millimeters and inches unless otherwise specified. Values in brackets are standard equivalents.

Dimensions are shown for reference purposes only. Specifications subject to change.

USA: 1-800-522-6752
Canada: 1-905-470-4425
Mexico: 01-800-733-8926
C. America: 52-55-5-729-0425

South America: 55-11-3611-1514
Hong Kong: 852-2735-1628
Japan: 81-44-844-8013
UK: 44-141-810-8967

Downloaded from Arrow.com.

MICTOR Right Angle Receptacles (Continued)

No. of Pos.	Dimensions A	B	C	D	E	F	Platings Solder Tail	Contact	Part Numbers Tube
38	**25.40** 1.000	**22.86** .900	**11.43** .450	0	**0.00** .000	**1.52** .060	Sn	Gold	5767143-1
								PdNi	5767044-1
						2.31 .091	Sn	PdNi	5767089-1
76	**38.10** 1.500	**35.56** 1.400	**24.13** .950	1	**12.70** .500	**1.52** .060	Sn	Gold	5767143-2
								PdNi	5767044-2
						2.31 .091	Sn	PdNi	5767089-2
114	**50.80** 2.000	**48.26** 1.900	**36.83** 1.450	2	**25.40** 1.000	**1.52** .060	Sn	Gold	5767143-3
								PdNi	5767044-3
						2.31 .091	Sn	PdNi	5767089-3
152	**63.50** 2.500	**60.96** 2.400	**49.53** 1.950	3	**38.10** 1.500	**1.52** .060	Sn	Gold	5767143-4
								PdNi	5767044-4
						2.31 .091	Sn	PdNi	5767089-4
190	**76.20** 3.000	**73.66** 2.900	**62.23** 2.450	4	**50.80** 2.000	**1.52** .060	Sn	Gold	5767143-5
								PdNi	5767044-5
						2.31 .091	Sn	PdNi	5767089-5
228	**88.90** 3.500	**86.36** 3.400	**74.93** 2.950	5	**63.50** 2.500	**1.52** .060	Sn	Gold	5767143-6
								PdNi	5767044-6
						2.31 .091	Sn	PdNi	5767089-6
266	**101.60** 4.000	**99.06** 3.900	**87.63** 3.450	6	**76.20** 3.000	**1.52** .060	Sn	Gold	5767143-7
								PdNi	5767044-7
						2.31 .091	Sn	PdNi	5767089-7

Note: Part Numbers are RoHS compliant.

Catalog 889092
Revised 9-06
www.tycoelectronics.com

Dimensions are in millimeters and inches unless otherwise specified. Values in brackets are standard equivalents.

Dimensions are shown for reference purposes only. Specifications subject to change.

USA: 1-800-522-6752
Canada: 1-905-470-4425
Mexico: 01-800-733-8926
C. America: 52-55-5-729-0425

South America: 55-11-3611-1514
Hong Kong: 852-2735-1628
Japan: 81-44-844-8013
UK: 44-141-810-8967

Downloaded from Arrow.com.

Application Tooling for MICTOR Right Angle Connectors

Two operations must be performed so that the MICTOR right angle connector can be successfully installed on a PC board. First, the board must be slit for the ground/bus bar. At the customer's option, this operation may be done at the time of board manufacture. Second, the right angle connector must be properly placed on the board.

Tyco Electronics offers bench-mount tooling for slitting the PC board (see below) and a free-standing tool for installing the connector (shown at the right). AMP Application Specification No. 114-11004 and Instruction Sheets are available to provide the necessary instructions and recommendations for proper tool use.

Application Specification No. 114-13008 for Right Angle.



Application Tool Number 767511-1
(Instruction Sheet No. 408-4335)

Replacement Components for Tool Number 767511-1

Connector Size (No. of Positions)	Board Locator Pin		Plug Inserter	Receptacle Inserter	Support Pillar
	Round	Diamond			
38	767523-1	767526-1	767514-1	767570-1	767522-1
76	767523-1	767526-1	767514-2	767570-2	767522-1
114	767523-1	767526-1	767514-3	767570-3	767522-1
152	767523-1	767526-1	767514-4	767570-4	767522-1
190	767523-1	767526-1	767514-5	767570-5	767522-1
228	767523-1	767526-1	767514-6	767570-6	767522-1
266	767523-1	767526-1	767514-7	767570-7	767522-1

Slitting Tool Number 767527-1
(Instruction Sheet No. 408-4334)

Replacement Components for Tool Number 767527-1

Component Description	Quantity Required for Each Increment of 38 Positions (0.64 [.025] Centerline)	Part Number
Slitting Punch (Set of 35)	5	767532-1
Die Insert* (Set of 7)	1	767530-1

* The die insert is located in the tool with a 3.18 x 28.58 [.125 x 1.125] long dowel and held in place with a 6-32 UNC-2A x 7.94 [5/16] long socket head cap screw (not included with replacement insert).

Note: Part Numbers are RoHS compliant.

Catalog 889092
Revised 9-06
www.tycoelectronics.com

Dimensions are in millimeters and inches unless otherwise specified. Values in brackets are standard equivalents.

Dimensions are shown for reference purposes only. Specifications subject to change.

USA: 1-800-522-6752
Canada: 1-905-470-4425
Mexico: 01-800-733-8926
C. America: 52-55-5-729-0425

South America: 55-11-3611-1514
Hong Kong: 852-2735-1628
Japan: 81-44-844-8013
UK: 44-141-810-8967

Downloaded from Arrow.com.