


[pancake ERM.](#)

We put this nice chip onto a breakout board. it works with both 3V and 5V power/logic, [we have code specifically for CircuitPython and Arduino](#) but porting it to any I2C-capable processor should be quite simple. Check it out and get buzzing!



TECHNICAL DETAILS


- Dimensions: 18mm x 17mm x 2mm / 0.7" x 0.7" x 0.1"
- 1.0g
- [Datasheet](#), [schematic](#), [PCB files](#), and [Fritzing](#) available in the product tutorial



LEARN



[Adafruit DRV2605L Haptic Controller Breakout](#)
BzzzzzBBzzzzzBzZZZZzz




[Haptic Headband](#)
Vibrating Meditation Timer & More!




[I2C addresses!](#)
I2C addresses from 0x00 to 0x7F (inclusive)


MAY WE ALSO SUGGEST...



Adafruit




Vibrating Mini Motor Disc



Adafruit TB6612 1.2A



Adafruit DRV8871 DC Motor



Adafruit DRV8833



RageBridge v2 from Equal

[CONTACT](#)[SUPPORT](#)[DISTRIBUTORS](#)[EDUCATORS](#)[JOBS](#)[FAQ](#)[SHIPPING & RETURNS](#)[TERMS OF SERVICE](#)[PRIVACY & LEGAL](#)[ABOUT US](#)

ENGINEERED IN NYC Adafruit®

*"There are a few people out there
who really enjoy hacking things..." -*
Helen Greiner



4.9 ★★★★★
Google
Customer Reviews