Downloaded from Arrow.com.

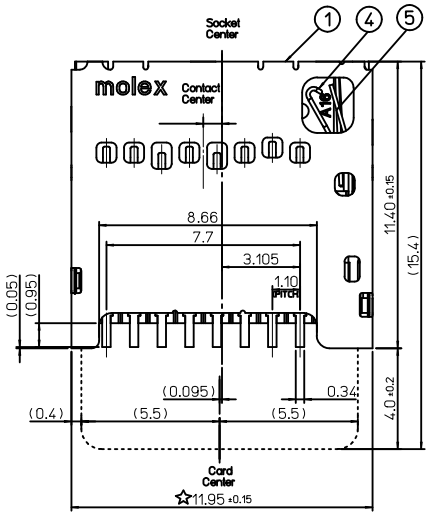

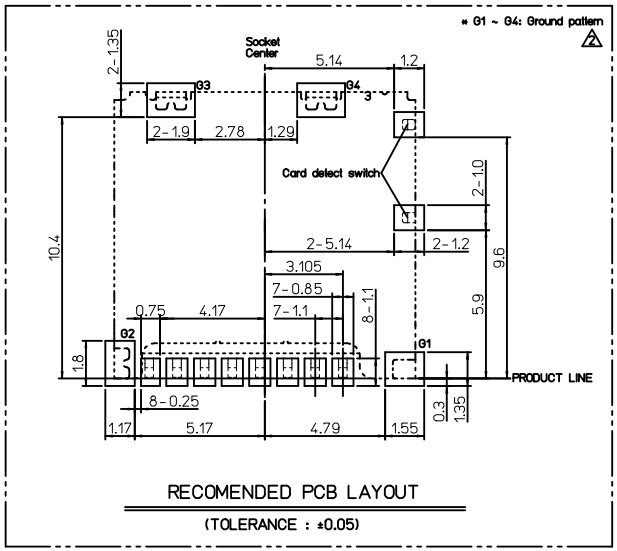

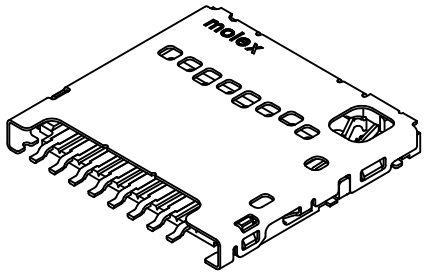

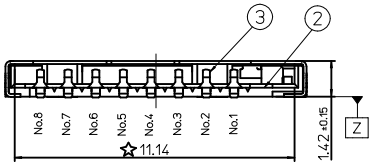

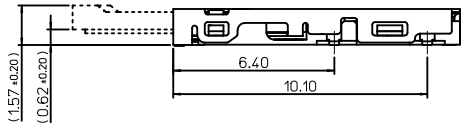

NOTES

1. MATERIALS: SEE TABLE
2. FINISHES: SEE TABLE
3. PRODUCT SPECIFICATIONS: PS-104031-001
4. PACKING SPECIFICATIONS: PK-104031-001
5. COPLANARITY OF SOLDER TAILS: 0.1mm MAX.
   MISALIGNMENT OF SOLDER TAIL FROM "Z"
   UPPER DIRECTION 0.05mm MAX., LOWER DIRECTION 0.1mm MAX.

Card insertion condition	Card detect switch	Circuit Switch terminal Detect terminal
Without Card	Open	
Card insertion	Close	

[microSD CARD PIN-MAP]

PIN NUMBER	DESCRIPTION
T1	DAT2
T2	CD/DAT3[2]
T3	CMD
T4	Vdd
T5	CLK
T6	Vss[2]
T7	DAT0
T8	DAT1

microSD CARD

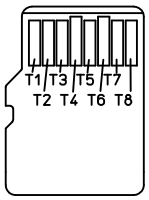

NO.	PARTS NAME	MATERIALS	FINISHES
5	SWITCH TERMINAL	PHOSPHOR BRONZE	SELECTIVE GOLD OVER NICKEL
4	DETECT TERMINAL	PHOSPHOR BRONZE	SELECTIVE GOLD OVER NICKEL
3	CONTACT TERMINALS	PHOSPHOR BRONZE	SELECTIVE GOLD OVER NICKEL
2	HOUSING	LIQUID CRYSTAL POLYMER	BLACK COLOR, UL94V-0
1	METAL SHELL	STAINLESS STEEL	NICKEL OVERALL

MATERIAL NO.	ORDER NO.
1040310811	104031-0811

NEW RELEASE
EC NO: KOR2010-0180 2010/05/18
DRWN:HJEONG 2010/05/18
CH'KD:YSOOKIM 2010/05/18
APPR:YUNSIKKIM 2010/05/18
DESCRIPTION
A
REV

QUALITY SYMBOLS
▼=0
(C)=0

GENERAL TOLERANCES (UNLESS SPECIFIED)

	mm	INCH
4 PLACES	± ---	± ---
3 PLACES	± 0.1	± ---
2 PLACES	± 0.1	± ---
1 PLACE	± 0.2	± ---
ANGULAR ± 1 °		

DRAFT WHERE APPLICABLE MUST REMAIN WITHIN DIMENSIONS

DIMENSION STYLE: MM ONLY
SCALE: 5:1
DESIGN UNITS: METRIC
THIRD ANGLE PROJECTION

DRAWN BY: IC.YANG DATE: 2008.10.01
CHECKED BY: SH.CHU DATE: 2008.10.02
APPROVED BY: SJ.SEH DATE: 2008.10.02

TITLE: MICRO SD SOCKET PUSH-PULL 1.42H CONN.

molex MOLEX INCORPORATED

MATERIAL NO.: SEE TABLE
DOCUMENT NO.: SD-104031-001
SHEET NO.: 1 OF 2
SIZE: A3

THIS DRAWING CONTAINS INFORMATION THAT IS PROPRIETARY TO MOLEX INCORPORATED AND SHOULD NOT BE USED WITHOUT WRITTEN PERMISSION