

Right Angle Female Connectors, 5 Row, Types A, B and C

Right Angle Female Connectors

Types A, B and C female connectors will mate with respective vertical and right angle male connectors and with shrouds shown on pages 10 and 29.

Type A has 110 contacts with center guiding and keying facility, type B has 125 contacts and type C has 55 contacts with end guiding feature. All are end stackable without change of contact pitch according to the chart on page 9.

Four levels of performance are offered; standard, reduced crosstalk, ground return shield and reduced crosstalk + ground return shields. Upper ground return shields are pre-fitted to receptacles; lower shields are supplied and fitted separately as required. 5+2 male connectors are used with ground return shield versions.

For versions other than those shown, refer to page 47 which gives access to other sizes and loading patterns.

Performance Data pages 6-7.


Materials and Finish

Glass filled polyester housing, gray, UL94 V-0 rated
 Phosphor-bronze signal contacts
 Contact area 0.8µm [.000030] Au over 1.3µm [.000050] Ni
 ACTION PIN Contact 0.5µm [.000020] Sn/Pb over 1.3µm [.000050] Ni

Coding keys for type A page 47.

Board layout page 69 for guidance only.

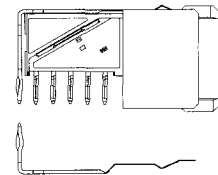
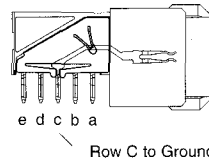
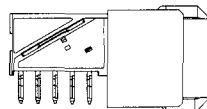
Daughtercard thickness range of 1.4 - 4.3 [.055 - .169] (3.5 [.138] max with lower shield).



Standard Version

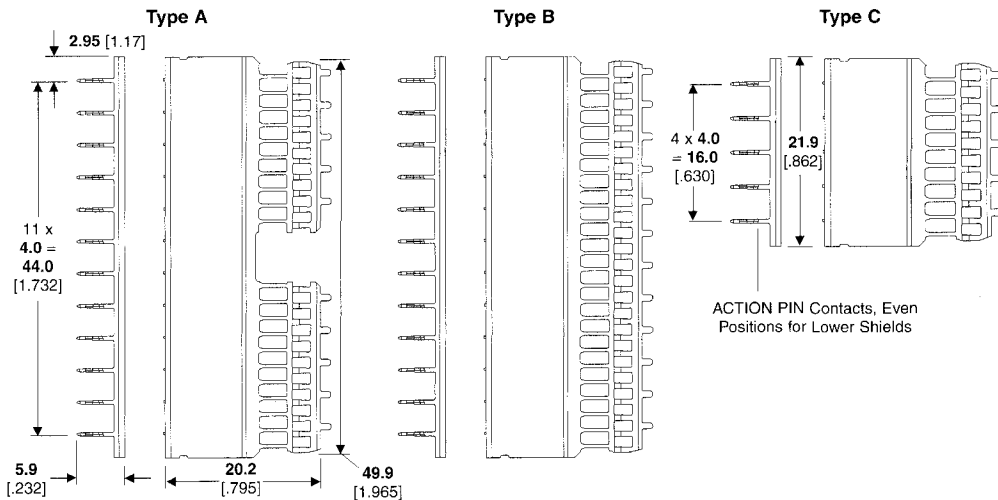
Reduced Crosstalk Version

With Upper Shield Attached



Lower Shields

Separate Lower shield



Description	Part Numbers				
	Standard	Standard with Upper Shield	Reduced Cross Talk	Reduced Cross Talk with Upper Shield	Lower Shield
Type A	100147-1	352068-1	100623-1	352344-1	338108-2
Type B	100145-1	352069-1	100624-1	352345-1	338110-2
Type B (22)	188836-1	352152-1	—	1345007-1	352468-2
Type B (19)	352009-1	352171-1	—	1345008-1	352029-2
Type C	100161-1	352115-1	188224-1	352346-1	352112-2

For VME64 and C-PCI versions, see page 48.