

TABLE I

NO. OF CONTACTS	DIM. A ±0.20	DIM. B ±0.20	DIM. C ±0.20	DIM. D ±0.20	DIM. E MAX.	DIM. F ±0.10	DIM. G ±0.10	DIM. H ±0.20	DIM. I ±0.20	DIM. J ±0.20
20	5.08	15.24	16.70	5.08	15.24	8.48	8.48	12.70		9.40
28	7.62	17.78	20.30	7.62	17.78	11.02	11.02	15.24		11.94
32	7.62	17.78	22.50	10.16	20.32	11.02	13.56	17.78	11.94	14.48
44	12.70	22.86	27.50	12.70	22.86	16.10	16.10	20.32		17.02
52	15.24	25.40	31.10	15.24	25.40	18.64	18.64	22.86		19.56
68	20.32	30.82	38.30	20.32	30.82	23.72	23.72	27.94		24.64
84	25.40	35.90	45.50	25.40	35.90	28.80	28.80	33.02		29.72

A

A

B

B

TABLE II

PART NO.	WITH POLARIZING PEGS	PACKAGING BY PVC TUBE	PACKAGING BY TAPE & REEL	MCK PART NO.
69802-0XX	✓	✓		PLCC-XXP-T-SMT-P
69802-1XX		✓		PLCC-XXP-T-SMT
69802-4XX			✓	PLCC-XXP-T-SMT-TR
69802-0XXPT	✓	✓		PLCC-XXP-T-SMT-P-PT
69802-1XXPT		✓		PLCC-XXP-T-SMT-PT
69802-4XXPT			✓	PLCC-XXP-T-SMT-TR-PT
69802-0XXLF	✓	✓		PLCC-XXP-T-SMT-P-LF
69802-1XXLF		✓		PLCC-XXP-T-SMT-LF
69802-4XXLF			✓	PLCC-XXP-T-SMT-TR-LF

C

C

NOTE:
ORDERING DATA: 69802 - X XX XX
LF: LEAD FREE
PT: PURE TIN PLATED.
BLANK: TIN/LEAD PLATED.
NO OF CONTACTS
SEE TABLE II



D

D

www.fciconnect.com				surface - ✓ tolerance std		projection		MM			
TOLERANCES UNLESS OTHERWISE SPECIFIED				0X		± 0.25		size A4		Scale N/A	
Dr Jason Hsu 1/11/11				ANGULAR		0XX		± 0.15		ECN	
Eng Gary Hsieh 1/11/11				0° ±5°		0XXX		± 0.10		T11-0002	
Appr Joseph Hsia 1/11/11				Product family				Spec ref			
FCI logo				PLCC SMT Socket		Rev. AF		69802		Rev. AF	
catalog no				-		CUSTOMER		sheet 2 of 5			

NOTES:

1. MATERIAL:

1-1 HOUSING : PPS GB8411,JL94V-0 COLOR IN BROWN.
PLATING : 150u" TIN/LEAD OR PURE TIN MIN. OVER 40u" NICKEL MIN.
CONTACT : PHOSPHOR BRONZE C5212RH.

2. THE "FCI" LOGO IS LOCATED AS SHOWN.

3. RECOMMEND PCB LAYOUT IS SHOWN IN FIG.1.

4. COPLANARITY REQUIREMENT;

A. CONTACT MUST BE BELOW HOUSING BOTTOM SURFACE WITHIN 0.23MM.

B. CONTACT SEATING LINE MUST BE WITHIN 0.102MM.

5. THE POSITION OF PIN#1 IN THE CENTER PAD IS AS SHOWN.

20P, 28P NOT MOLDED ON THE EMBOSSED ARROW.

6. THE PACKAGING INFORMATION SHOWS ON SHEET 4 &5.

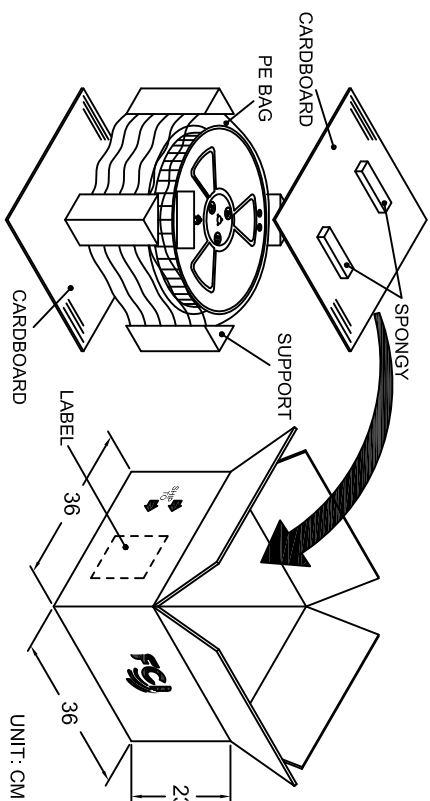
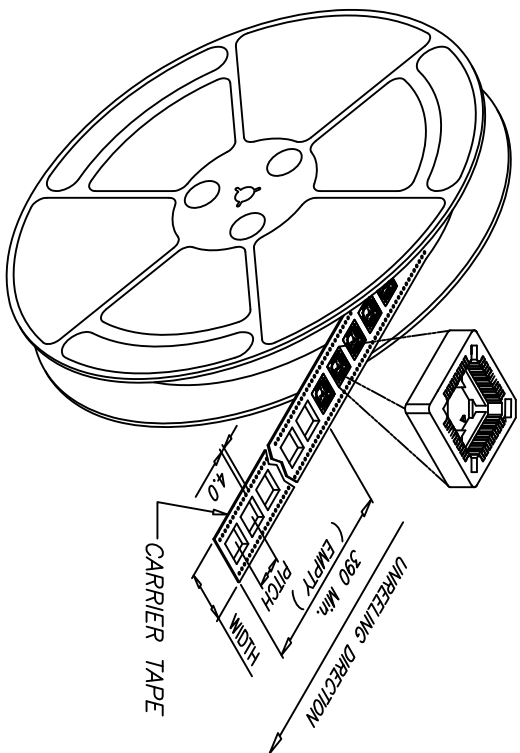
7. PRODUCT SPECIFICATION; GES-12-158.

8. MANUFACTURING PROCESS COMPATIBILITY: THE HOUSING WILL WITHSTAND EXPOSURE TO 245°C PEAK TEMPERATURE FOR 5 SECOND IN A IR REFLOW APPLICATION.



Copyright FCI.

www.fciconnect.com				surface - <input checked="" type="checkbox"/> tolerance std		projection		MM	
TOLERANCES UNLESS OTHERWISE SPECIFIED				<input checked="" type="checkbox"/>					
Dr	Jason Hsu	1/11/11		ANGULAR		0.X	± 0.25	size	A4
Eng	Jason Hsu	1/11/11		LINEAR		0.XX	± 0.15		Scale N/A
Chg	Gary Hsieh	1/11/11		0°	±5°	0.XXX	± 0.10	ECN	T11-0002
Appr	Joseph Hsia	1/11/11		Product family				Spec ref	
FCI logo				PLCC SMT Socket		69802		Rev. AF	
catalog no				CUSTOMER		sheet 3 of 5			

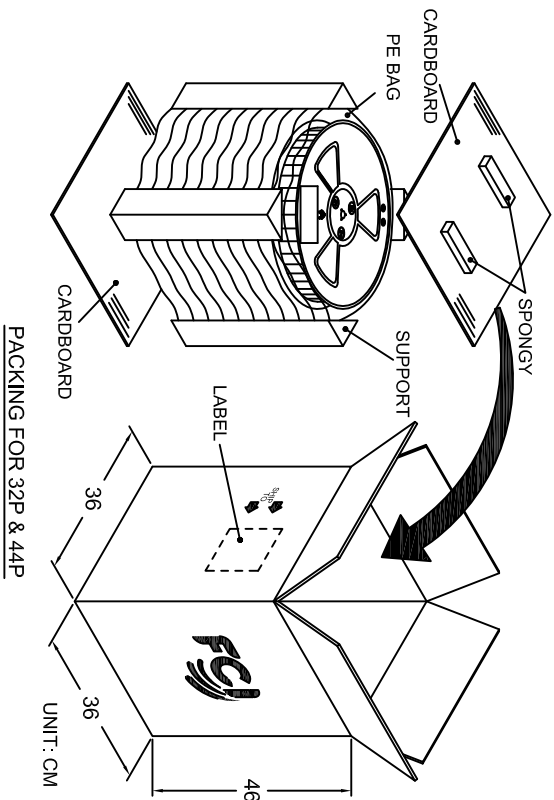


PACKING FOR 20P, 28P, 52P, 68P & 84P

TABLE III

NO. OF PIN.	WIDTH	PITCH	PCS/REEL	REEL/CARTON	TOTAL (PCS)
20P	24.0	24.00	470	6	2820
28P	32.0	24.00	390	5	1950
32P	32.0	24.00	390	10	3900
44P	44.0	32.00	250	8	2000
52P	44.0	32.00	250	4	1000
68P	44.0	36.00	220	4	880
84P	56.0	40.00	200	3	600

* REEL DIAMETER: \varnothing 13 in"



PACKING FOR 32P & 44P

www.fciconnect.com		surface - tolerance std		projection		MM	
Dr	Jason Hsu	1/11/11	ANGULAR	0X	± 0.25	size	A4
Eng	Jason Hsu	1/11/11	LINEAR	0XX	± 0.15	Scale	N/A
Chk	Gary Hsieh	1/11/11	0° ± 5°	0XXX	± 0.10	ECN	T11-0002
Appr	Joseph Hsia	1/11/11	Product family		Spec ref		

FCI		PLCC SMT Socket		69802		Rev. AF	
catalog no	-	CUSTOMER		sheet 4 of 5			



Copyright FCI.

D

C

B

A

1

2

3

4

1

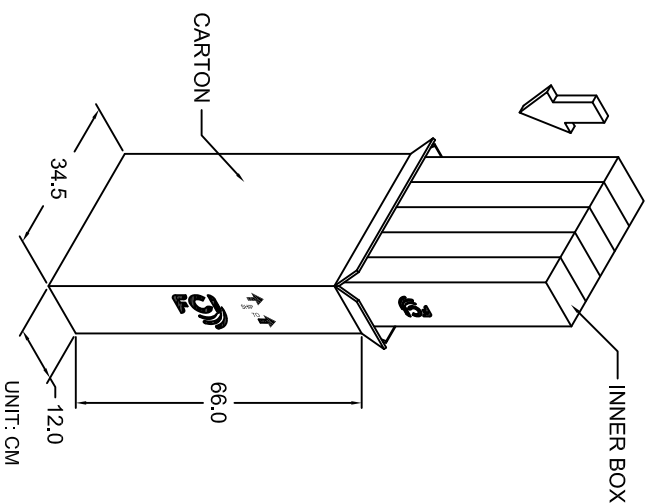
2

3

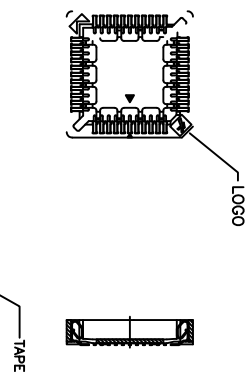
4

TABLE IV

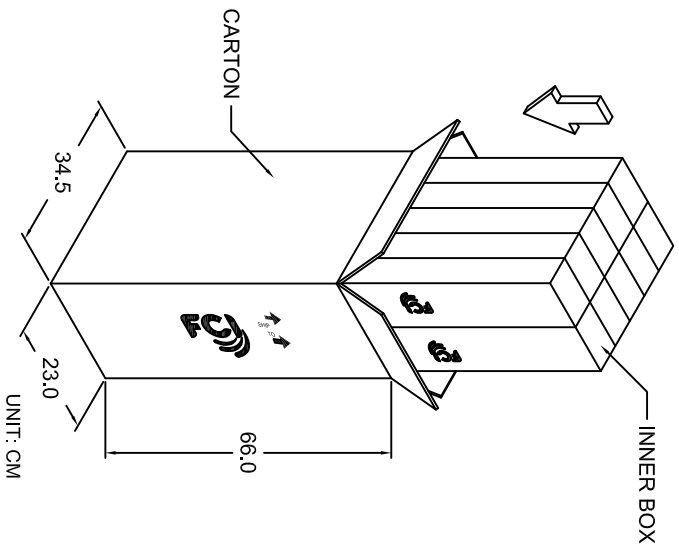
A / P PART NO.	69802-X20X	69802-X28X	69802-X32X	69802-X44X	69802-X52X	69802-X68X	69802-X84X
DESCRIPTION	20P	28P	32P	44P	52P	68P	84P
PCS / TUBE	37	32	28	25	23	18	16
PCS / INNER BOX	1110	832	728	500	460	270	224
INNER BOX / CARTON (WITH SOCKET)	3	4	10	10	4	5	5
INNER BOX / CARTON (W / O SOCKET)	2	1	0	0	1	0	0
TOTAL (PCS)	3330	3328	7280	5000	1840	1350	1120
N.W.	3.2 KG	4.2 KG	10.0 KG	8.5 KG	3.2 KG	3.75 KG	3.5 KG
G.W.	6.5 KG	8.0 KG	18.0 KG	17.0 KG	7.0 KG	8.3 KG	8.0 KG



PACKING FOR 20P,28P,52P,68P & 84P



PACKAGING DIRECTION FOR PVC TUBE



PACKING FOR 32P & 44P

www.fciconnect.com				surface - tolerance std		projection		MM	
TOLERANCES UNLESS OTHERWISE SPECIFIED				ANGULAR		LINEAR		size	
Dr	Jason Hsu	1/11/11		0X	± 0.25	0X	± 0.15	A4	Scale
Eng	Jason Hsu	1/11/11		0X	± 0.15	0X	± 0.10	ECN	N/A
Chg	Gary Hsieh	1/11/11		0X	± 0.10	0X	± 0.05	ECN	T11-0002
Appr	Joseph Hsia	1/11/11		Product family		Spec ref		Rev.	
PLCC SMT Socket				CUSTOMER		69802		AF	
catalog no				sheet 5 of 5					



Copyright FCI.