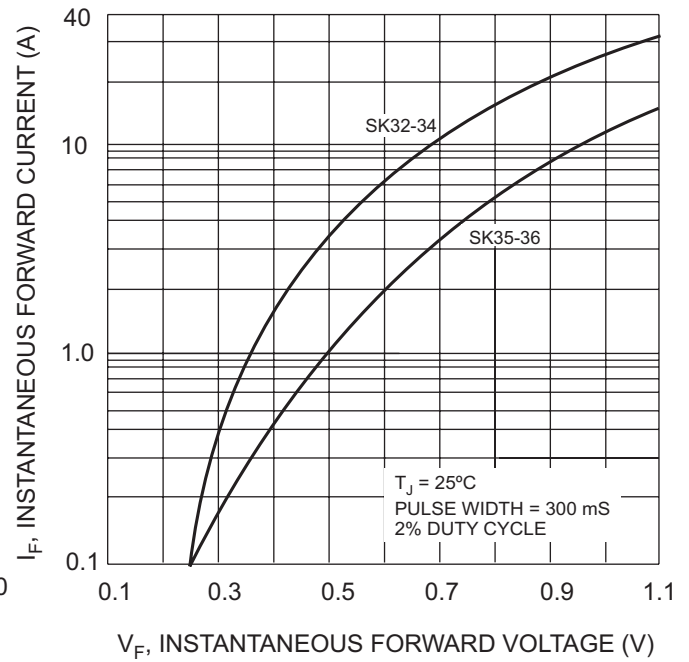
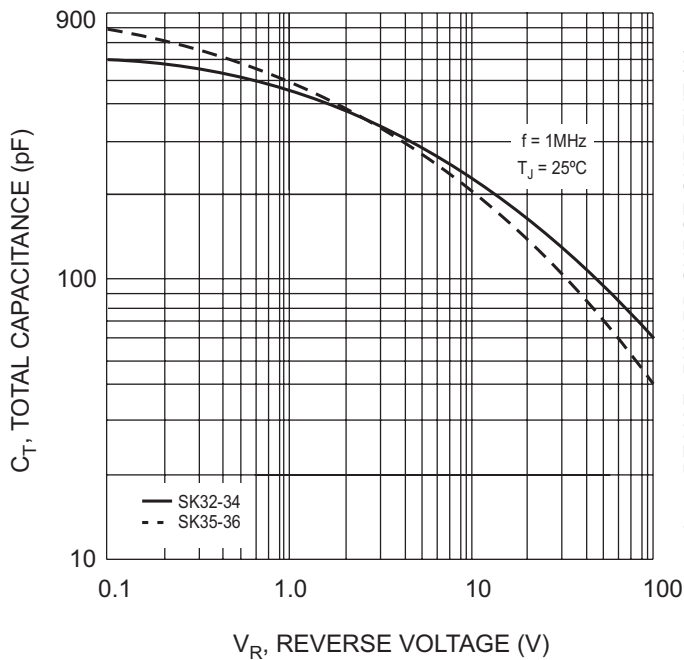


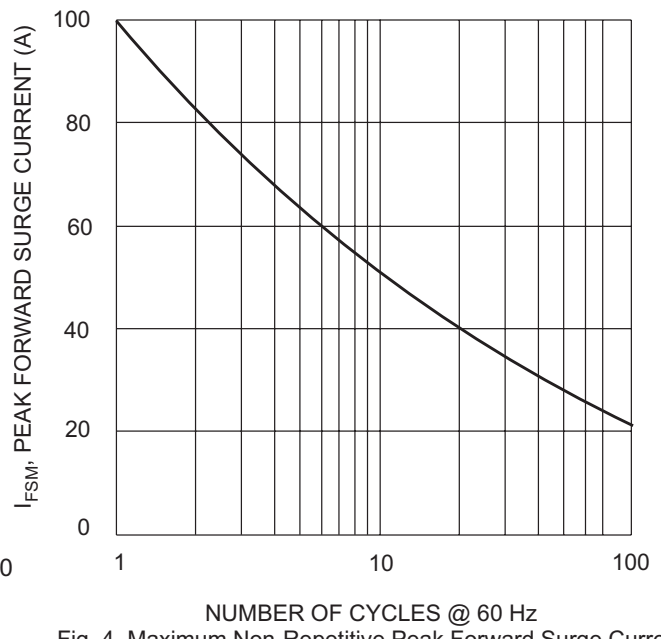
T_T , TERMINAL TEMPERATURE (°C)
Fig. 1 Forward Derating Curve



V_F , INSTANTANEOUS FORWARD VOLTAGE (V)
Fig. 2 Typical Forward Characteristics



V_R , REVERSE VOLTAGE (V)
Fig. 3 Typical Total Capacitance



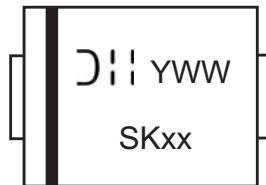
NUMBER OF CYCLES @ 60 Hz
Fig. 4 Maximum Non-Repetitive Peak Forward Surge Current

**NOT RECOMMENDED FOR
NEW DESIGN, Use B3X0 Series**

Ordering Information (Note 4 & 5)

Device*	Packaging	Shipping
SKxx-7	SMC	3000/Tape & Reel

- Notes:
4. For Packaging Details, go to our website at <http://www.diodes.com/datasheets/ap02007.pdf>.
* xx = Device type, e.g. 32 through 36.
 5. For lead free terminal plating part number, please add "-F" suffix to part number above. Example: SK36-7-F.



SKxx = Product type marking code, ex: SK32
D|| = Manufacturers' code marking
YWW = Date code marking
Y = Last digit of year ex: 2 for 2002
WW = Week code 01 to 52

IMPORTANT NOTICE

Diodes Incorporated and its subsidiaries reserve the right to make modifications, enhancements, improvements, corrections or other changes without further notice to any product herein. Diodes Incorporated does not assume any liability arising out of the application or use of any product described herein; neither does it convey any license under its patent rights, nor the rights of others. The user of products in such applications shall assume all risks of such use and will agree to hold Diodes Incorporated and all the companies whose products are represented on our website, harmless against all damages.

LIFE SUPPORT

Diodes Incorporated products are not authorized for use as critical components in life support devices or systems without the expressed written approval of the President of Diodes Incorporated.

**NOT RECOMMENDED FOR
NEW DESIGN, Use B3X0 Series**