

Fig. 1 Typical Forward Characteristics

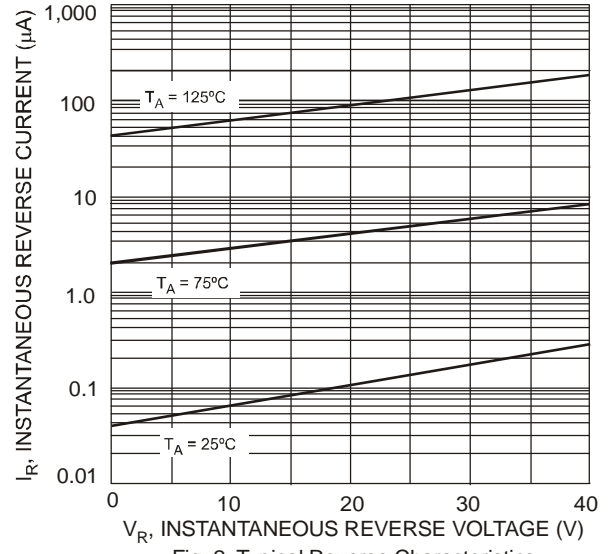


Fig. 2 Typical Reverse Characteristics

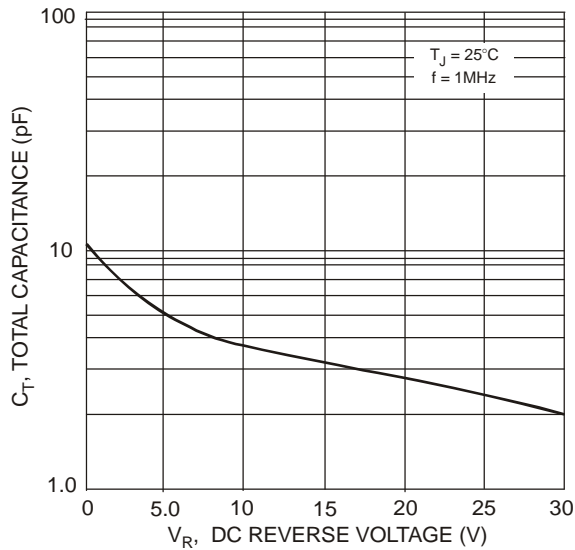


Fig. 3 Total Capacitance vs. Reverse Voltage

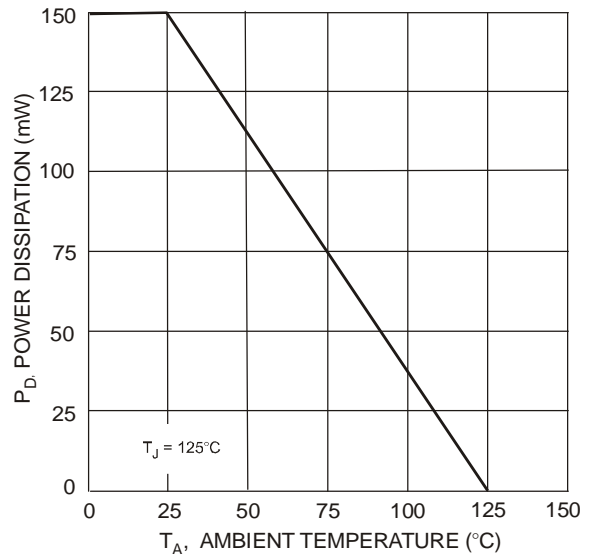


Fig. 4 Power Derating Curve

Ordering Information (Note 5 & 6)

Part Number	Case	Packaging
SDM10U45-7 (Note 7)	SOD-523	3000/Tape & Reel

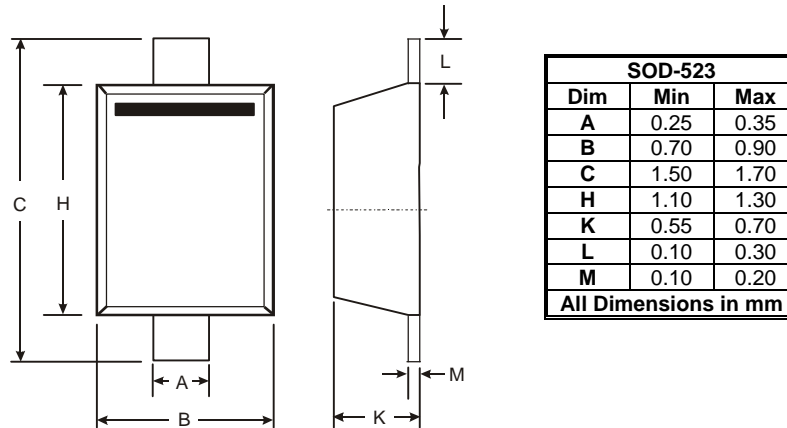
Notes: 6. For packaging details, go to our website at <http://www.diodes.com/datasheets/ap02007.pdf>.
 7. Dispensed in every other cavity of the tape.

Marking Information

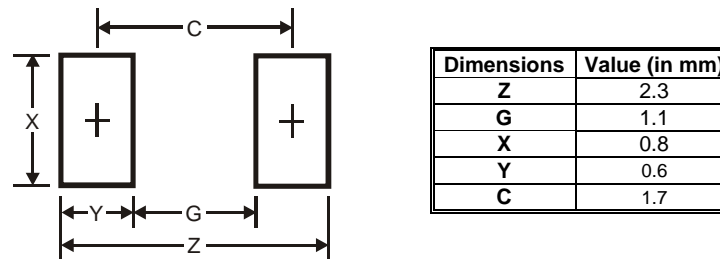


LJ = Product Type Marking Code

Package Outline Dimensions



Suggested Pad Layout



IMPORTANT NOTICE

Diodes Incorporated and its subsidiaries reserve the right to make modifications, enhancements, improvements, corrections or other changes without further notice to any product herein. Diodes Incorporated does not assume any liability arising out of the application or use of any product described herein; neither does it convey any license under its patent rights, nor the rights of others. The user of products in such applications shall assume all risks of such use and will agree to hold Diodes Incorporated and all the companies whose products are represented on our website, harmless against all damages.

LIFE SUPPORT

Diodes Incorporated products are not authorized for use as critical components in life support devices or systems without the expressed written approval of the President of Diodes Incorporated.