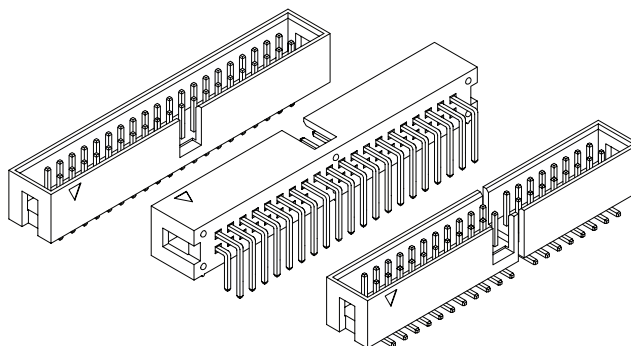




.100" [2.54 mm] Contact Centers, Shrouded (Box) Headers, Straight/Right Angle/SMT - SBH11 Series Mates with SFH11 series, SFH210 series and SFH213 series

SPECIFICATIONS

- Centered Polarizing Notch
- Operating Temperature: -40°C to +105°C
- Processing Temperature: 230°C Max. for 60 seconds, (260°C Max. for 10 seconds)
- UL Flammability Rating: 94V-0
- Contact Resistance: 20 milli Ohms Max.
- Current Rating: 3 Amps
- Dielectric Withstanding: 1000 VAC
- Insulation Resistance: 5000 Megohms Min.

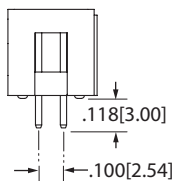


PART NUMBER OPTIONS

SERIES	SBH11	P	B	P	C	D	10	ST	BK	COLOR
SBH11 = Box Header, .100" [2.54 mm] Contact Centers by .100" [2.54 mm] Row Spacing										BK = Black
INSULATOR MATERIAL										TERMINATION TYPE
P = PBT										ST = Straight
N or G = Nylon										RA = Right Angle
CONTACT MATERIAL										SM = Surface Mount
B = Brass										SP = Surface Mount with Guide Posts
CONTACT FINISH - RoHS Compliant										NUMBER OF CONTACT POSITIONS (Pins per Row)
P = Gold Flash Overall										03 thru 08, 10, 12, 13, 15, 17, 20, 22, 25, 30, 32
CONTACT CENTERS										NUMBER OF ROWS
C = .100" [2.54 mm]										D = Dual Row

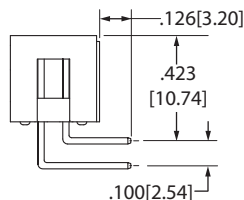
DIMENSIONS For complete drawings, go to www.sullinscorp.com or e-mail techsupport@sullinscorp.com

Dimensions in [] are in millimeters, all others are in inches.



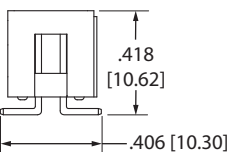
STRAIGHT (ST)

Example P/N: SBH11-PBPC-D20-ST-BK



RIGHT ANGLE (RA)

Example P/N: SBH11-PBPC-D20-RA-BK



SURFACE MOUNT (SM)

Example P/N: SBH11-NBPC-D20-SM-BK

