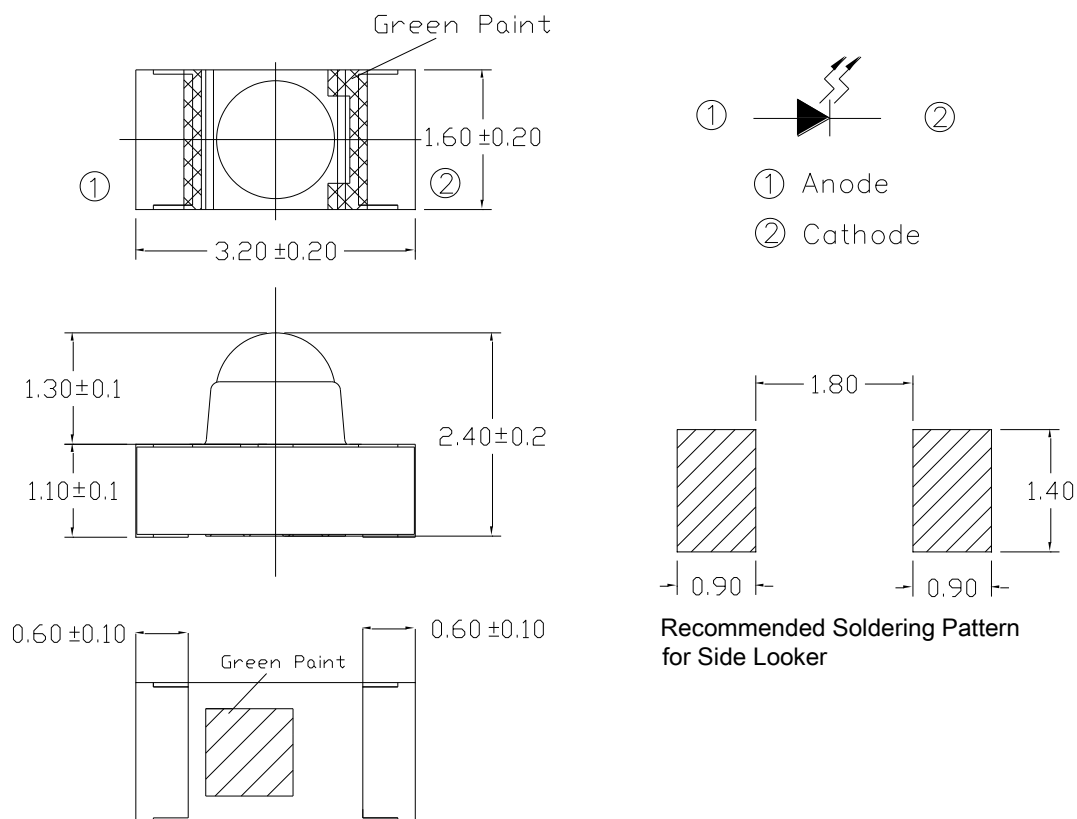


Package Dimensions



Absolute Maximum Ratings (Ta=25°C)

Parameter	Symbol	Rating	Unit
Continuous Forward Current	I_F	65	mA
Reverse Voltage	V_R	5	V
Operating Temperature	T_{opr}	-40 ~ +85	°C
Storage Temperature	T_{stg}	-40 ~ +100	°C
Soldering Temperature*1	T_{sol}	260	°C
Power Dissipation at(or below) 25°C Free Air Temperature	P_d	100	mW

Notes: *1:Soldering time ≤ 5 seconds.

Electro-Optical Characteristics (Ta=25°C)

Parameter	Symbol	Min.	Typ.	Max.	Unit	Condition
Radiant Intensity	I _e	2.0	4.5	--	mW/sr	I _F =20mA
		--	22	--		I _F =100mA Pulse Width ≤ 100μs, Duty ≤ 1%
Peak Wavelength	λ _p	920	940	960	nm	I _F =20mA
Spectral Bandwidth	Δλ	--	30	--	nm	I _F =20mA
Reverse Current	I _R	--	--	10	μA	V _R =5V
View Angle	2θ 1/2	--	45	--	deg	I _F =20mA

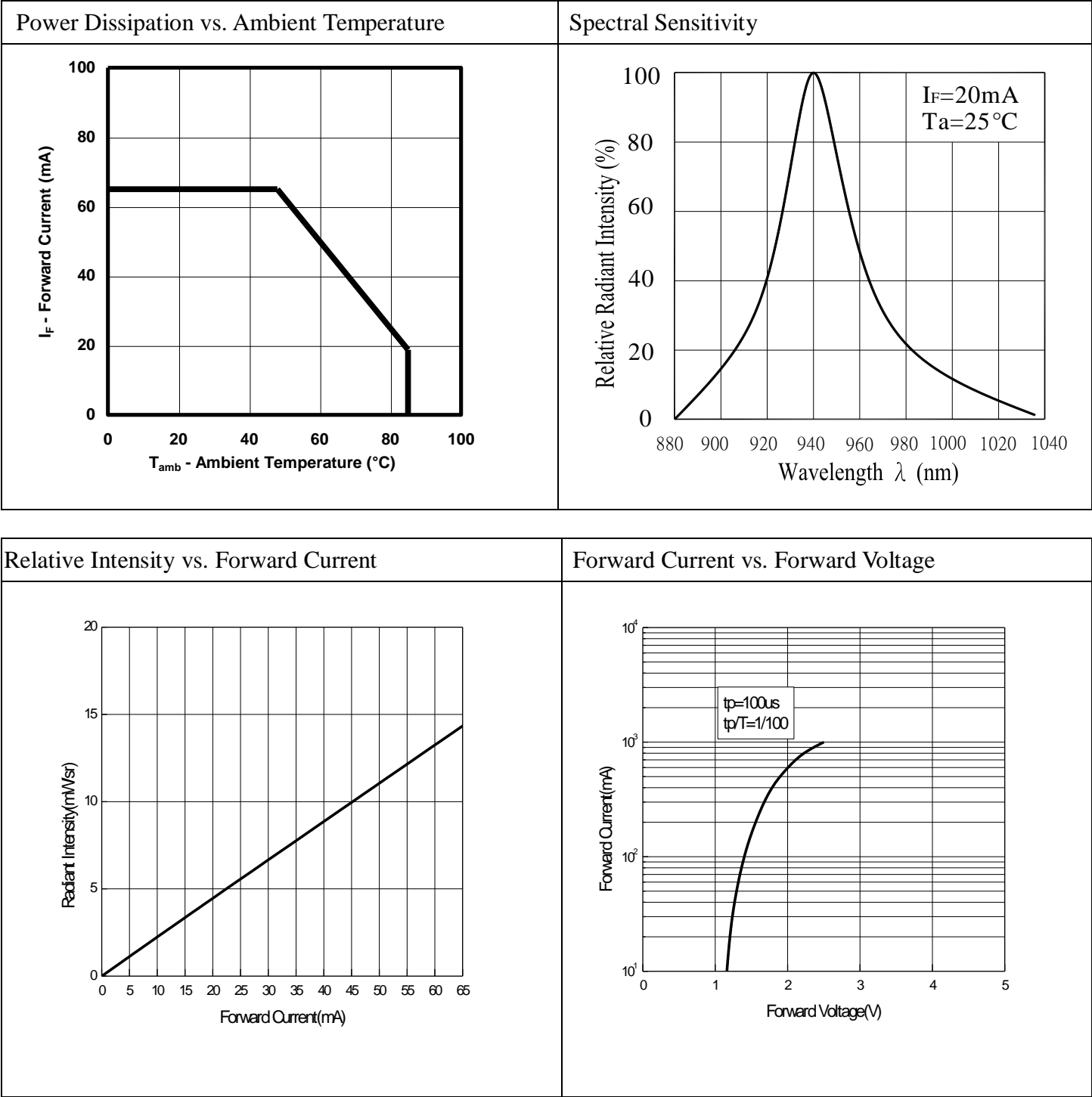
I_e Rank

Condition : I_F=20mA

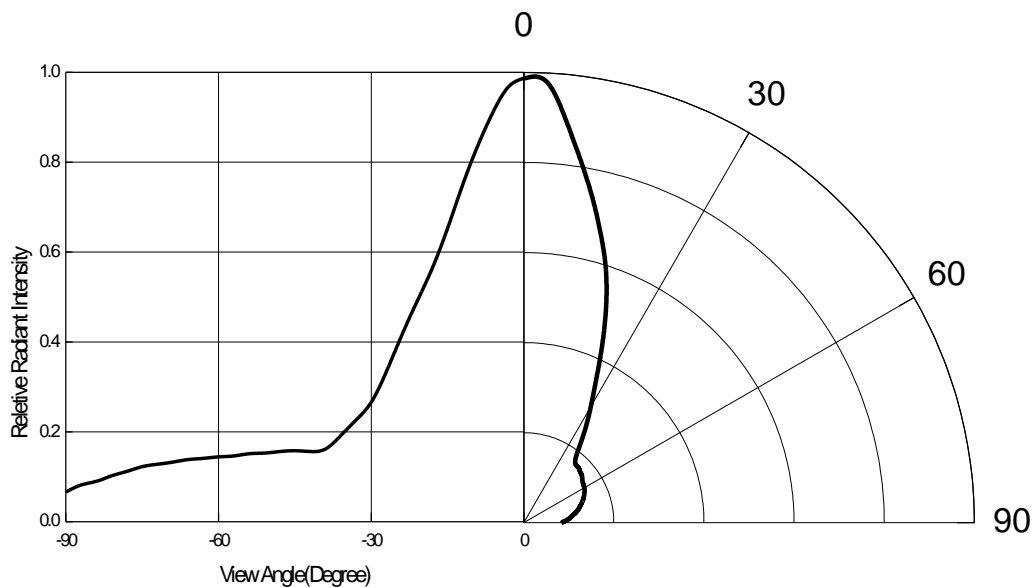
Unit : mW/sr

Bin Number	H	J	K	L
Min	2.0	3.0	4.0	5.0
Max	3.5	4.5	6.0	--

Typical Electrical/Optical/Characteristics Curves for IR



Relative Radiant Intensity vs. Angular Displacement



● Precautions For Use

1. Over-current-proof

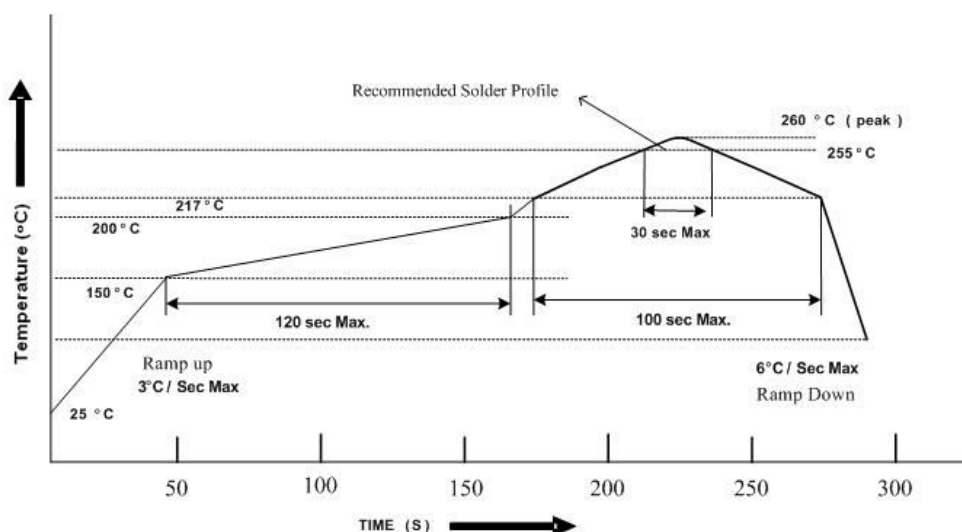
Customer must apply resistors for protection , otherwise slight voltage shift will cause big current change (Burn out will happen).

2. Storage

- 2.1 Do not open moisture proof bag before the products are ready to use.
- 2.2 Shelf life in sealed bag from the bag seal date: 12 months at $< 40^{\circ}\text{C}$ and $< 90\% \text{ RH}$.
- 2.3 After opening the package, the LEDs must be kept at $\leq 30^{\circ}\text{C}$ and $\leq 70\% \text{ RH}$ or less.
- 2.4 The LEDs should be used within 168 hours (7 days) after opening the package.
- 2.5 If the moisture absorbent material (silica gel) has faded away or the LEDs have exceeded the storage time, baking treatment should be performed using the following conditions.
Baking treatment : $60 \pm 5^{\circ}\text{C}$ for 24 hours.

3. Soldering Condition

3.1 Pb-free solder temperature profile



3.2 Reflow soldering should not be done more than two times.

3.3 When soldering, do not put stress on the LEDs during heating.

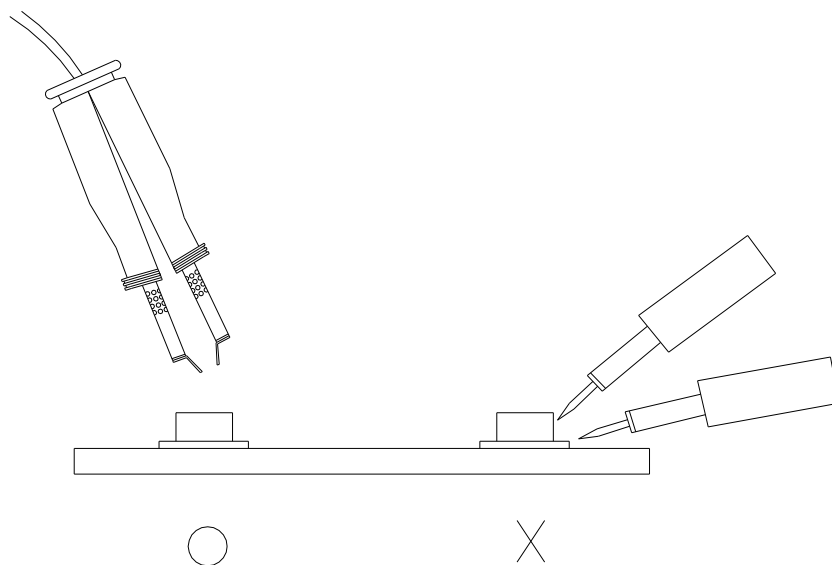
3.4 After soldering, do not warp the circuit board.

4. Soldering Iron

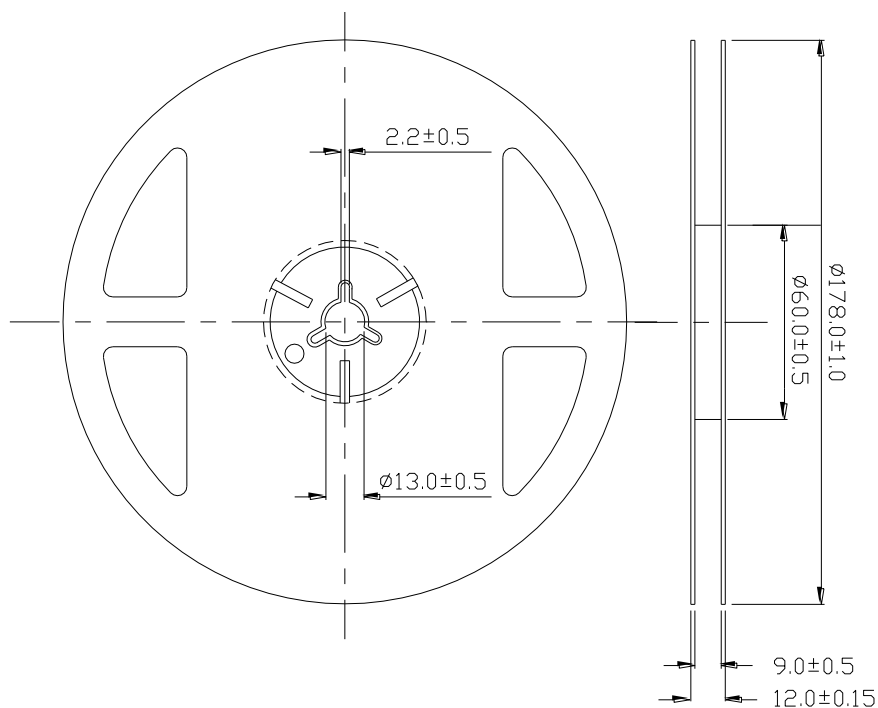
Each terminal is to go to the tip of soldering iron temperature less than 350°C for 3 seconds within once in less than the soldering iron capacity 25W. Leave two seconds and more intervals, and do soldering of each terminal. Be careful because the damage of the product is often started at the time of the hand solder.

5. Repairing

Repair should not be done after the LEDs have been soldered. When repairing is unavoidable, a double-head soldering iron should be used (as below figure). It should be confirmed beforehand whether the characteristics of the LEDs will or will not be damaged by repairing.

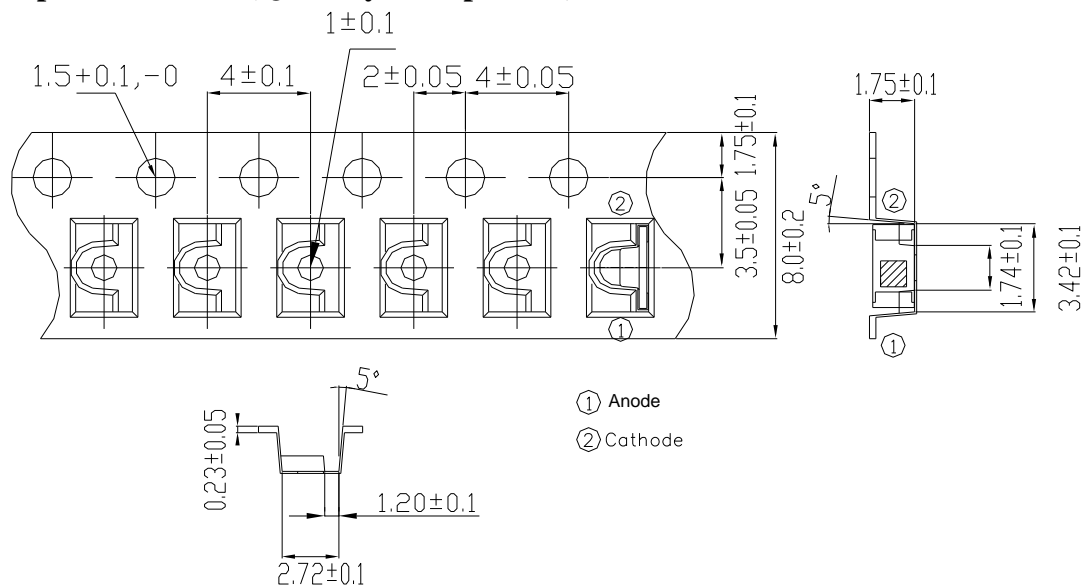


Package Dimensions



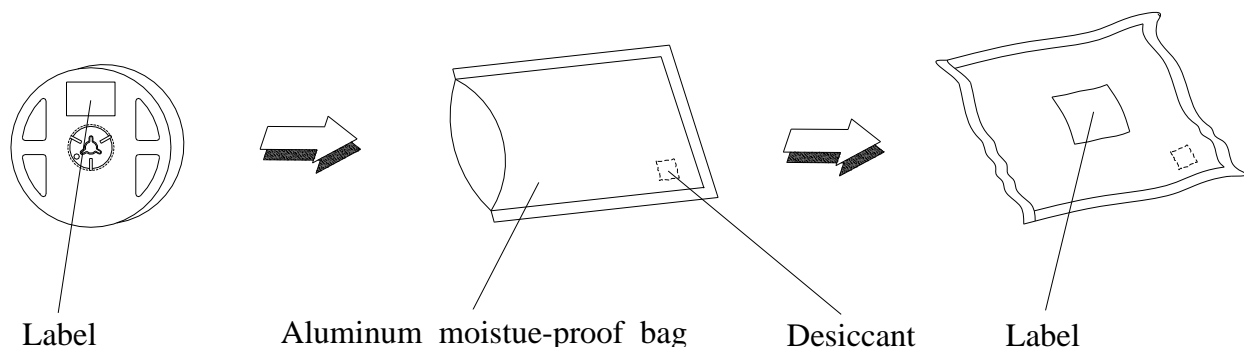
Note: The tolerances unless mentioned is $\pm 0.1\text{mm}$, Unit = mm

2. Carrier Tape Dimensions: (Quantity: 1500pcs/reel)



Note: The tolerances unless mentioned is $\pm 0.1\text{mm}$, Unit = mm

Packing Procedure



Label Form Specification

RoHS	(Pb)	EVERLIGHT	X
CPN : XXXXXXXXXXXXXXXXXXXX			
XXXXXXXXXX-XXXXXXXXXX-XXXXXXXXXX-XXXXXXXXXX			
P/N : XXXXXXXXXXXX			
XXXXXXXXXX-XXXXXXXXXX-XXXXXXXXXX-XXXXXXXXXX			
LOT NO : XXXXXXXXXXXX-XXXXXXXXXX-XXXXXXXXXX			
QTY : XXXXXXXXXXXX HUE :			
CAT : XXXXXXXXXXXX REF :			
REFERENCE : BTPYYMMDDXXXXX			
MSL-X MADE IN XXXXXX			

CPN: Customer's Production Number
P/N : Production Number
QTY: Packing Quantity
CAT: Ranks
HUE: Peak Wavelength
REF: Reference
LOT No: Lot Number
MADE IN TAIWAN: Production Place

DISCLAIMER

1. EVERLIGHT reserves the right(s) on the adjustment of product material mix for the specification.
2. The product meets EVERLIGHT published specification for a period of twelve (12) months from date of shipment.
3. The graphs shown in this datasheet are representing typical data only and do not show guaranteed values.
4. When using this product, please observe the absolute maximum ratings and the instructions for using outlined in these specification sheets. EVERLIGHT assumes no responsibility for any damage resulting from the use of the product which does not comply with the absolute maximum ratings and the instructions included in these specification sheets.
5. These specification sheets include materials protected under copyright of EVERLIGHT. Reproduction in any form is prohibited without obtaining EVERLIGHT's prior consent.
6. This product is not intended to be used for military, aircraft, automotive, medical, life sustaining or life saving applications or any other application which can result in human injury or death. Please contact authorized Everlight sales agent for special application request.