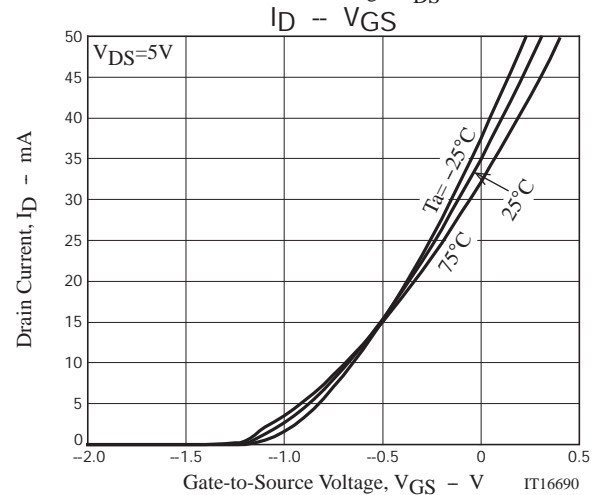
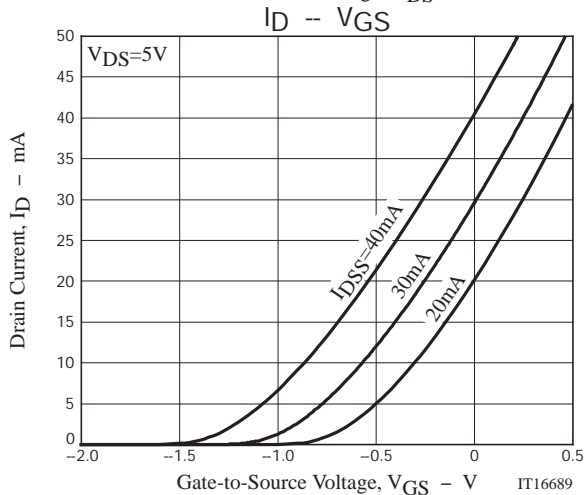
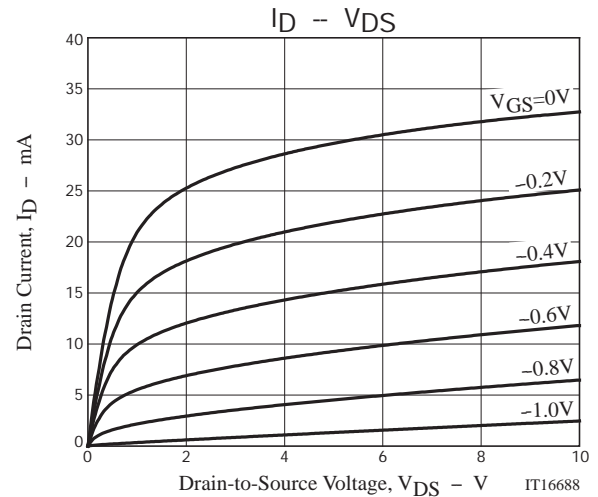
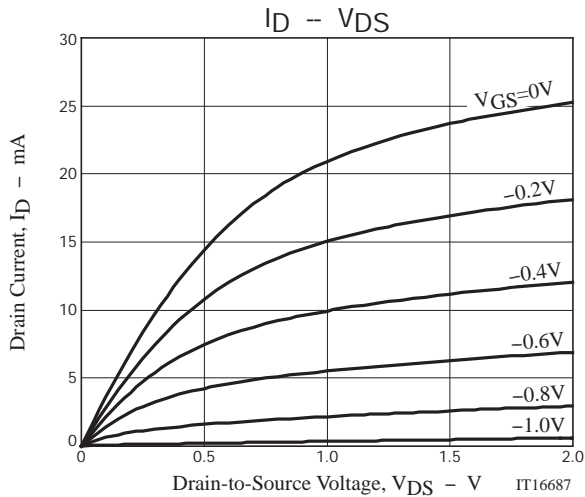


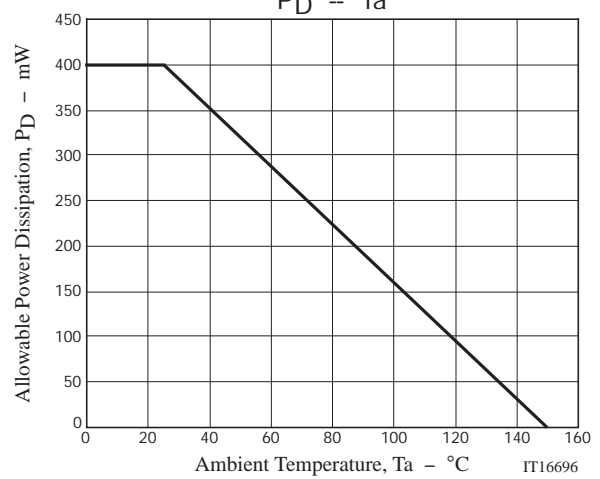
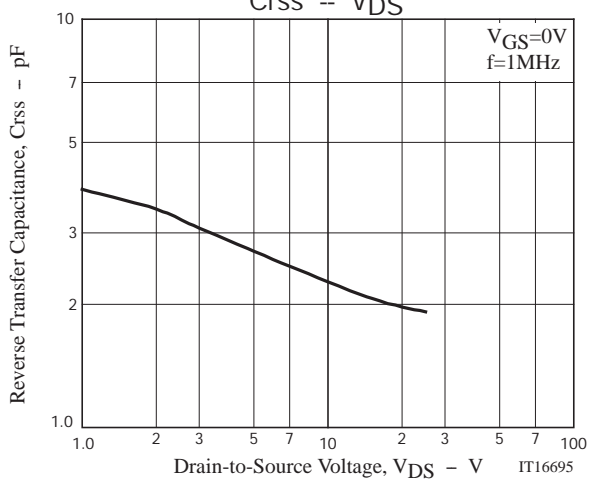
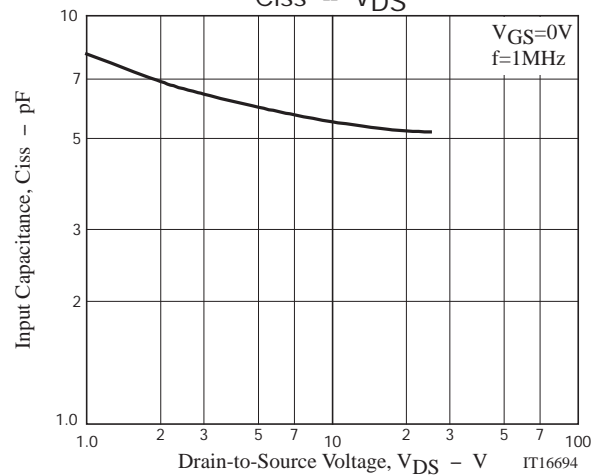
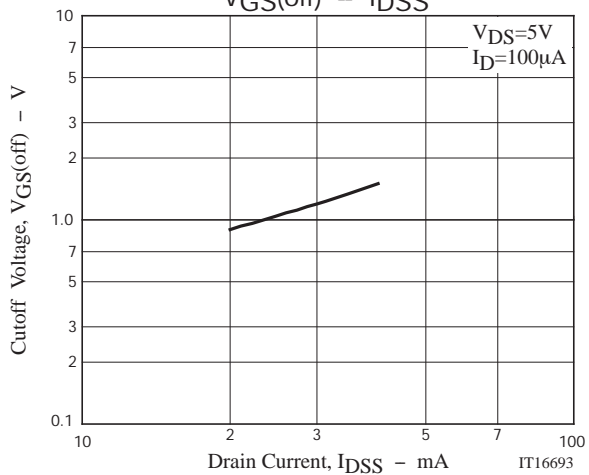
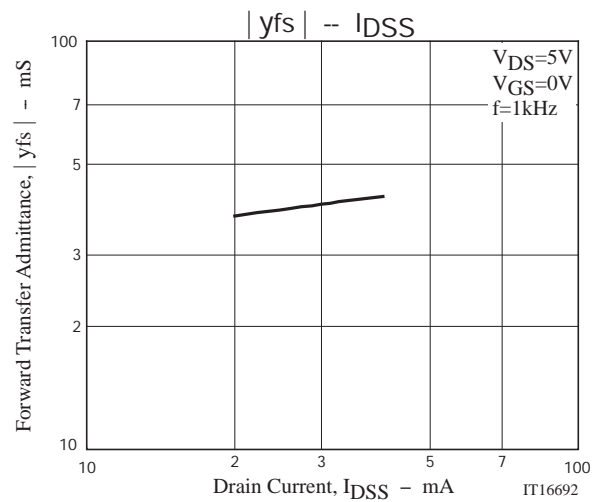
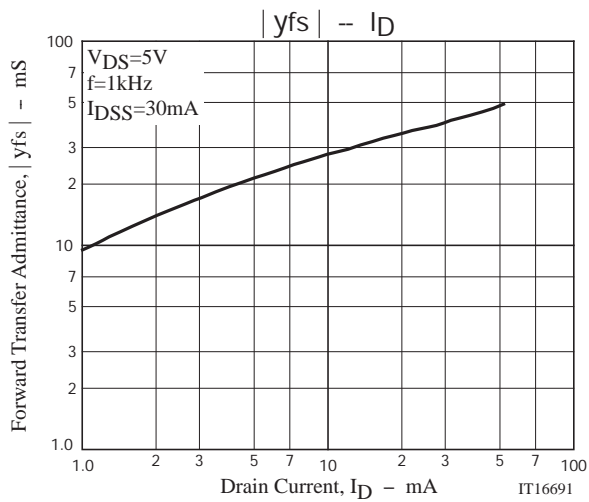
Electrical Characteristics at  $T_a=25^\circ\text{C}$ 

Parameter	Symbol	Conditions	Ratings			Unit
			min	typ	max	
Gate-to-Drain Breakdown Voltage	$V_{(BR)GDS}$	$I_G=-10\mu\text{A}$ , $V_{DS}=0\text{V}$	-25			V
Gate Cutoff Current	$I_{GSS}$	$V_{GS}=-10\text{V}$ , $V_{DS}=0\text{V}$			-1.0	nA
Cutoff Voltage	$V_{GS(off)}$	$V_{DS}=5\text{V}$ , $I_D=100\mu\text{A}$	-0.6	-1.2	-1.8	V
Drain Current	$I_{DSS}$	$V_{DS}=5\text{V}$ , $V_{GS}=0\text{V}$	20		40	mA
Forward Transfer Admittance	$ y_{fs} $	$V_{DS}=5\text{V}$ , $V_{GS}=0\text{V}$ , $f=1\text{kHz}$	30	40		mS
Input Capacitance	$C_{iss}$	$V_{DS}=5\text{V}$ , $V_{GS}=0\text{V}$ , $f=1\text{MHz}$		6.0		pF
Reverse Transfer Capacitance	$C_{rss}$	$V_{DS}=5\text{V}$ , $V_{GS}=0\text{V}$ , $f=1\text{MHz}$		2.3		pF
Noise Figure	NF	$V_{DS}=5\text{V}$ , $V_{GS}=0\text{V}$ , $f=100\text{MHz}$		2.1	2.8	dB

## Ordering Information

Device	Package	Shipping	memo
CPH3910-TL-E	CPH3	3,000pcs./reel	Pb Free





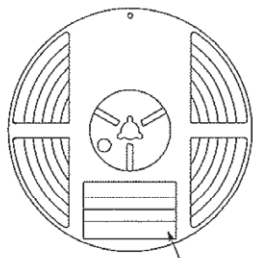
## Embossed Taping Specification

CPH3910-TL-E

## 1. Packing Format

Package Name	Carrier Tape Type	Maximum Number of devices contained (pcs)			Packing format	
		Reel	Inner box	Outer box	Inner BOX (C-1)	Outer BOX (A-7)
CPH3	CPH3	3,000	15,000	90,000	5 reels contained Dimensions:mm (external) 183×72×185	6 inner boxes contained Dimensions:mm (external) 440×195×210

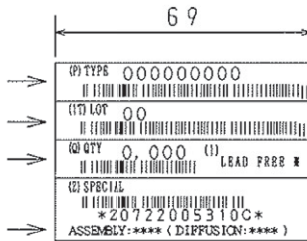
## Packing method



Reel label

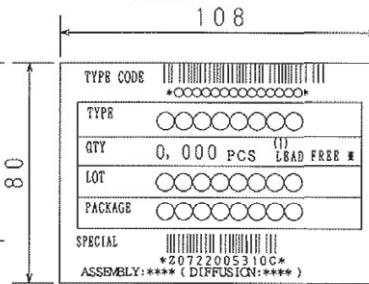
Type No.  
LOT No.  
Quantity  
Origin

Reel label, Inner box label  
(unit:mm)



Outer box label

It is a label at the time of factory shipments.  
The form of a label may change in physical  
distribution process.



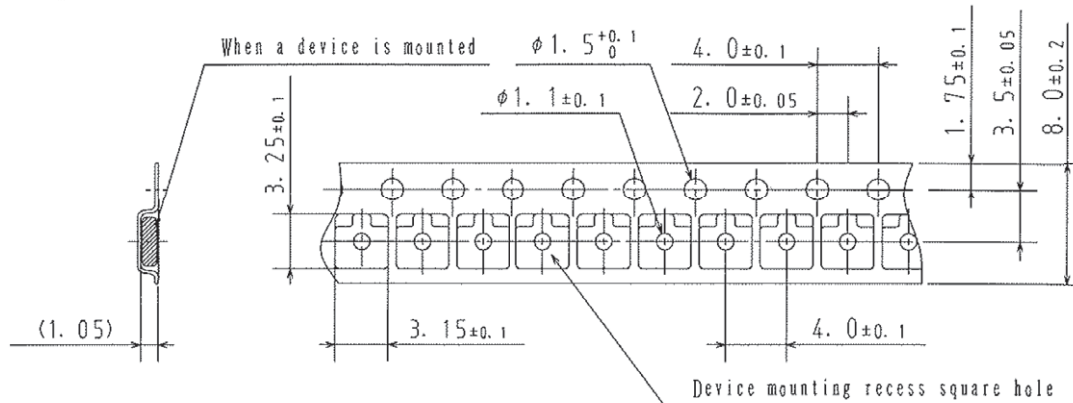
NOTE (1)

The LEAD FREE \* description shows that the surface  
treatment of the terminal is lead free.

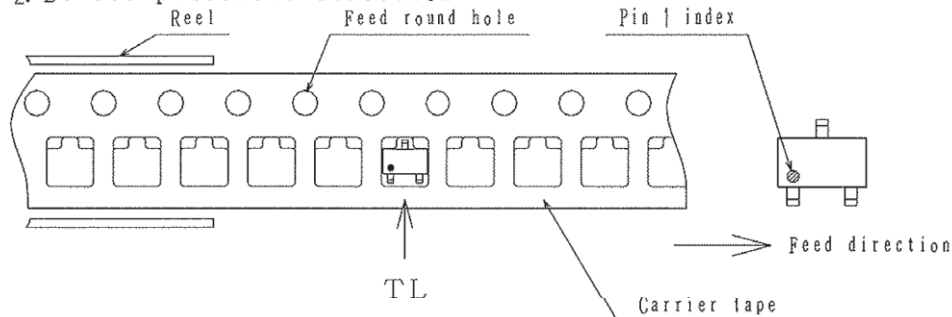
Label	JEITA Phase
LEAD FREE 3	JEITA Phase 3A
LEAD FREE 4	JEITA Phase 3

## 2. Taping configuration

## 2-1. Carrier tape size (unit:mm)

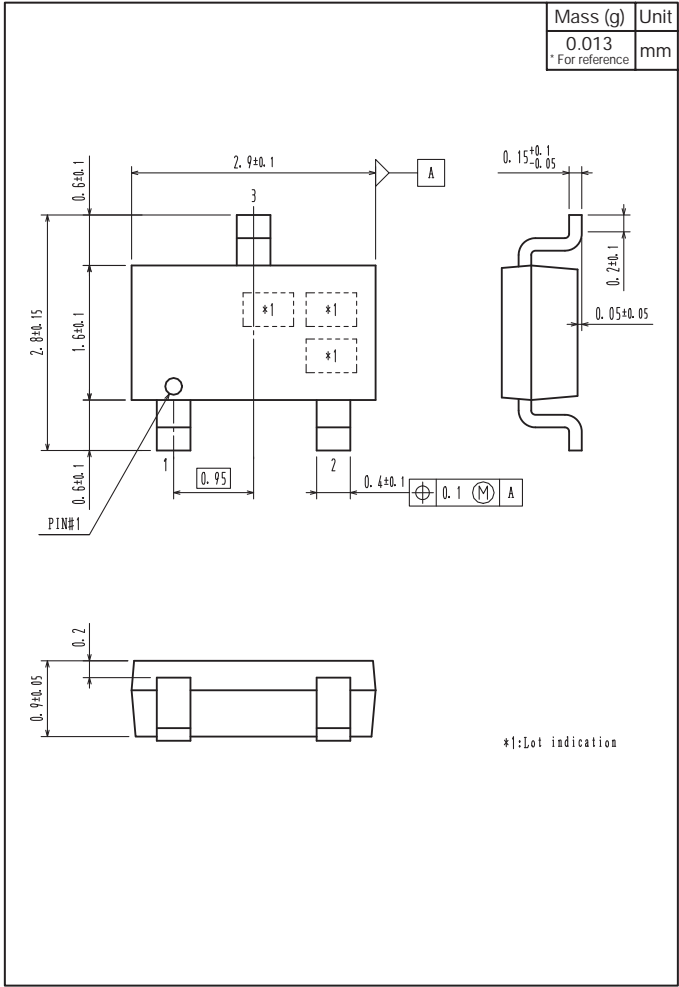


## 2-2. Device placement direction

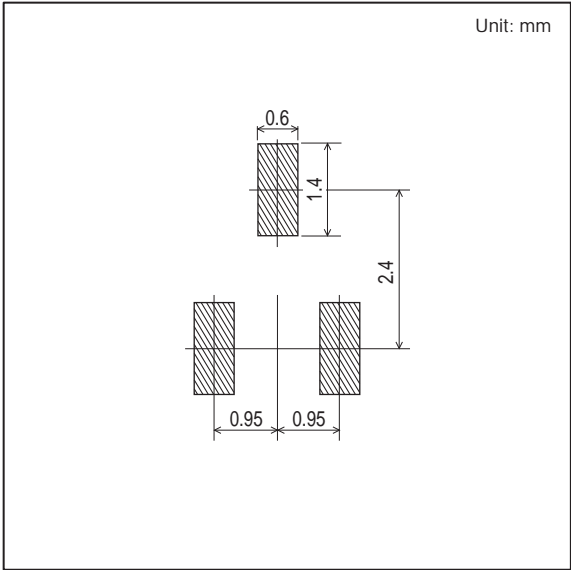


Those with one electrode terminal on the feed hole side.....TL

Outline Drawing  
CPH3910-TL-E



Land Pattern Example



ON Semiconductor and the ON logo are registered trademarks of Semiconductor Components Industries, LLC (SCILLC). SCILLC owns the rights to a number of patents, trademarks, copyrights, trade secrets, and other intellectual property. A listing of SCILLC's product/patent coverage may be accessed at [www.onsemi.com/site/pdf/Patent-Marking.pdf](http://www.onsemi.com/site/pdf/Patent-Marking.pdf). SCILLC reserves the right to make changes without further notice to any products herein. SCILLC makes no warranty, representation or guarantee regarding the suitability of its products for any particular purpose, nor does SCILLC assume any liability arising out of the application or use of any product or circuit, and specifically disclaims any and all liability, including without limitation special, consequential or incidental damages. "Typical" parameters which may be provided in SCILLC data sheets and/or specifications can and do vary in different applications and actual performance may vary over time. All operating parameters, including "Typicals" must be validated for each customer application by customer's technical experts. SCILLC does not convey any license under its patent rights nor the rights of others. SCILLC products are not designed, intended, or authorized for use as components in systems intended for surgical implant into the body, or other applications intended to support or sustain life, or for any other application in which the failure of the SCILLC product could create a situation where personal injury or death may occur. Should Buyer purchase or use SCILLC products for any such unintended or unauthorized application, Buyer shall indemnify and hold SCILLC and its officers, employees, subsidiaries, affiliates, and distributors harmless against all claims, costs, damages, and expenses, and reasonable attorney fees arising out of, directly or indirectly, any claim of personal injury or death associated with such unintended or unauthorized use, even if such claim alleges that SCILLC was negligent regarding the design or manufacture of the part. SCILLC is an Equal Opportunity/Affirmative Action Employer. This literature is subject to all applicable copyright laws and is not for resale in any manner.