

RATING AND CHARACTERISTIC CURVES
BAS21, BAS21C/S



Fig.1 Typical Forward Characteristics

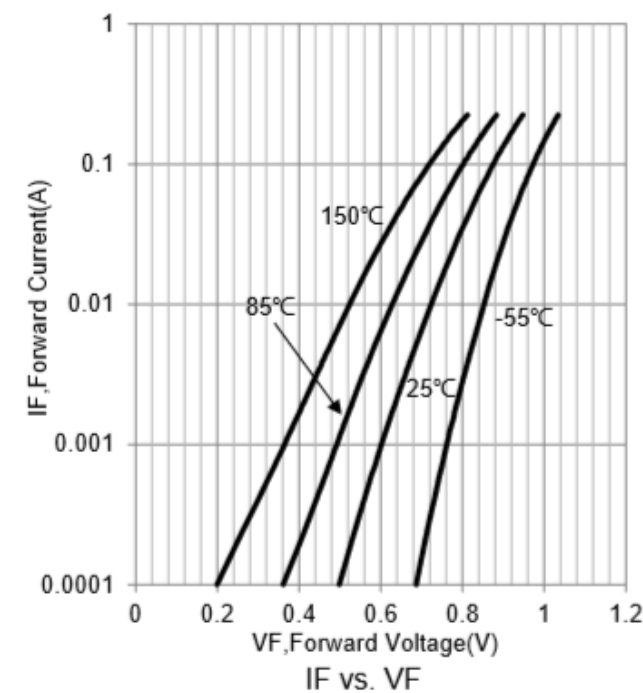


Fig.2 Typical Reverse Characteristics

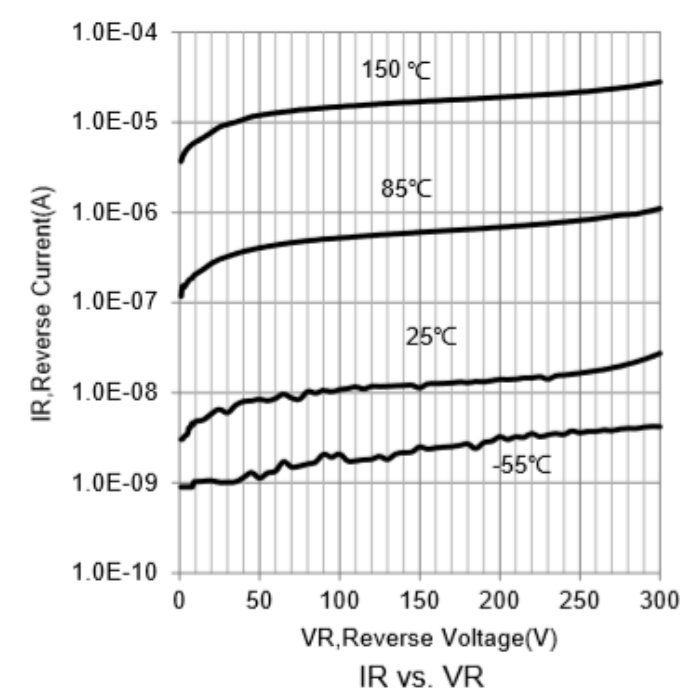
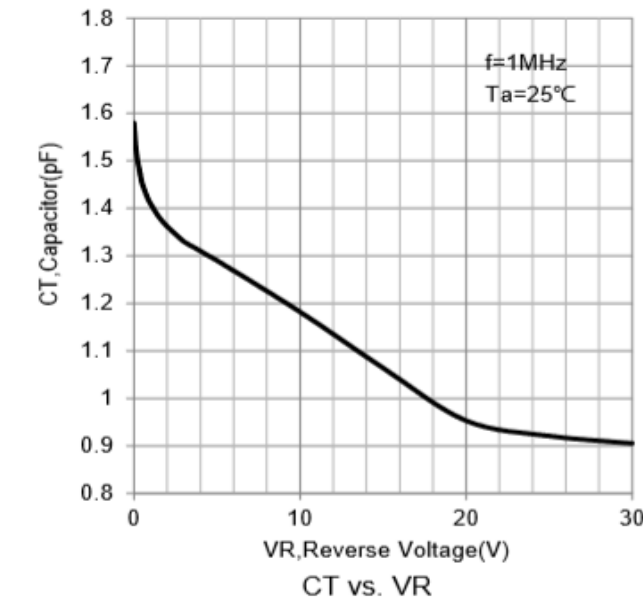


Fig.3 Typical Junction Characteristics



Device Marking :

Device P/N	Marking	Equivalent Circuit Diagram
BAS21	JS	
BAS21C	JU	
BAS21S	JT	

Important Notice and Disclaimer

LSC reserves the right to make changes to this document and its products and specifications at any time without notice. Customers should obtain and confirm the latest product information and specifications before final design, purchase or use.

LSC makes no warranty, representation or guarantee regarding the suitability of its products for any particular purpose, nor does LSC assume any liability for application assistance or customer product design. LSC does not warrant or accept any liability with products which are purchased or used for any unintended or unauthorized application.

No license is granted by implication or otherwise under any intellectual property rights of LSC.

LSC products are not authorized for use as critical components in life support devices or systems without express written approval of LSC.