

Package Dimensions (mm)

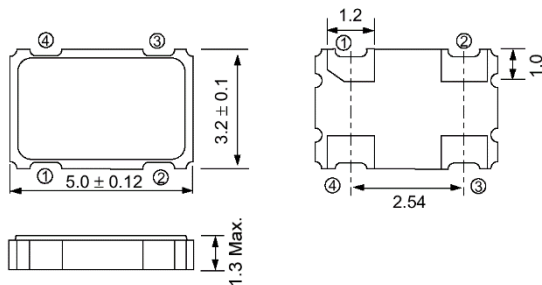


Figure 1) Top, Side, and Bottom views

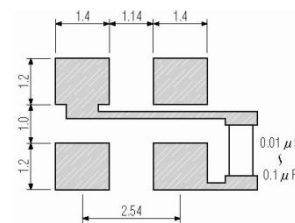
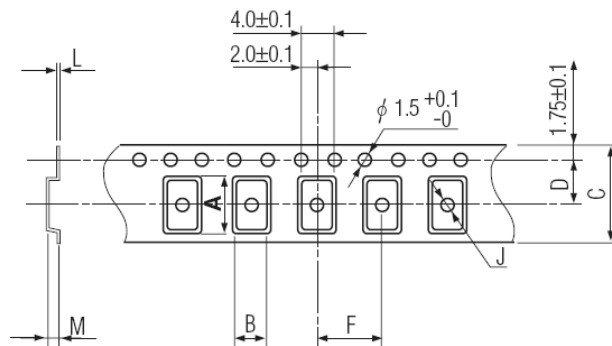


Figure 2) Land Pattern

Pin Connections	
#1	Tri-State**
#2	Ground
#3	Output
#4	V _{DD}

** Note: Internal pullup resistor from pin 1 to 4 allows active output if pin 1 is left open.

Tri-State Control Voltage	
Pad 1	Pad 3
Open	Oscillation
70% VDD Min.	Oscillation
30% VDD Max.	No Oscillation



A	B	C	D	F	J	L	M	Reel Dia.	Qty/Reel
5.25	3.45	12.0	5.5	8.0	2.0	0.3	1.8	178	1000pcs

Figure 3) Tape Specifications