

RATINGS AND CHARACTERISTIC CURVES

($T_A = 25^\circ\text{C}$ unless otherwise noted)

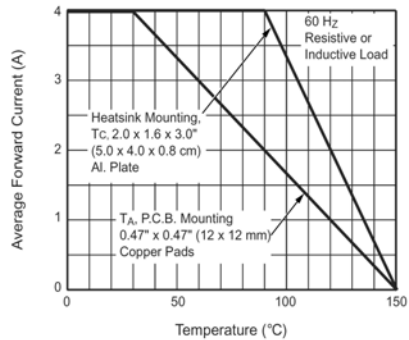


Figure 1. Derating Curve Output Rectified Current

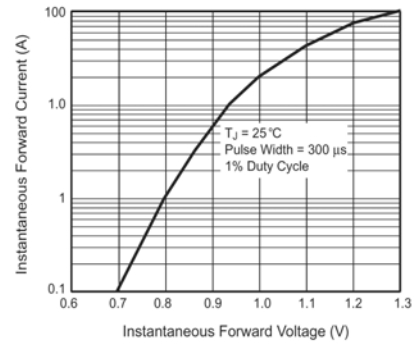


Figure 3. Typical Forward Characteristics Per Leg

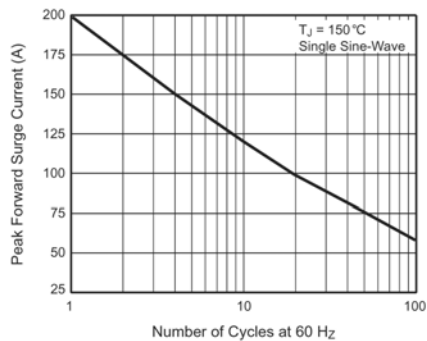


Figure 2. Maximum Non-Repetitive Peak Forward Surge Current Per Leg

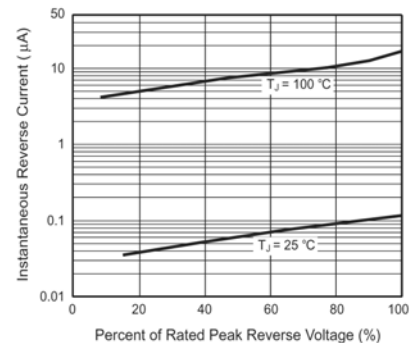


Figure 4. Typical Reverse Leakage Characteristics Per Leg

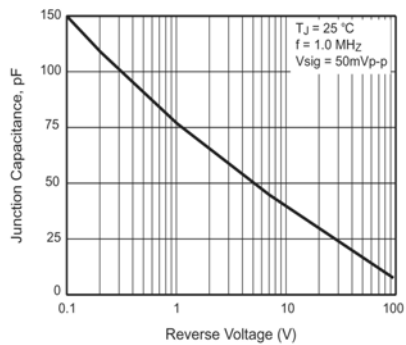


Figure 5. Typical Junction Capacitance Per Leg