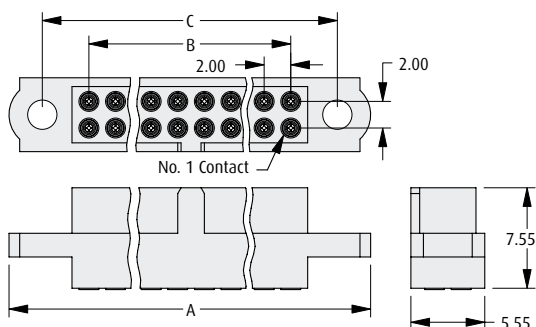


Datamate Connectors

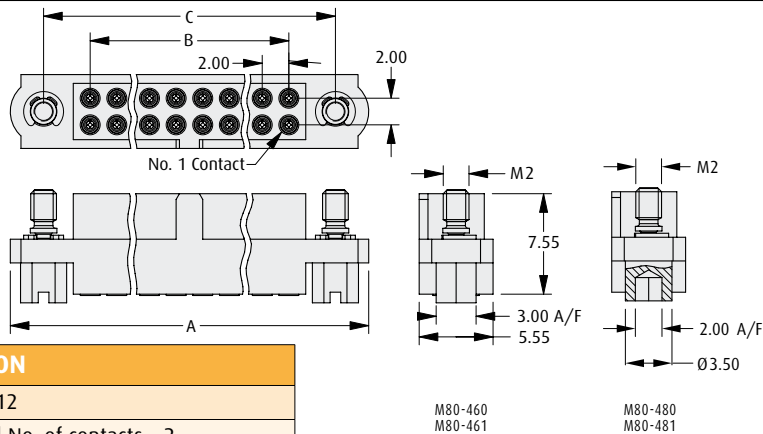
Female Crimp

- ❖ Polarised mouldings.
- ❖ Fully shrouded contacts.
- ❖ Large bore 22 AWG, small bore 24-28 AWG.
- ❖ Jackscrews are assembled where specified.
- ❖ Crimp contacts are rear insertable.
- ❖ Mates with male connectors shown on pages 18-24 and 26-27.
- ❖ Part numbers are for housings and the equivalent no of contacts.

WITHOUT JACKSCREWS



WITH JACKSCREWS

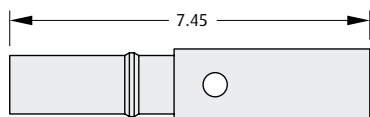


CALCULATION

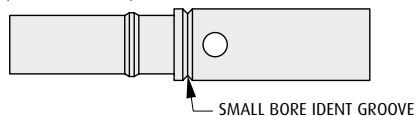
A	$B + 12$
B	Total No. of contacts - 2
C	$B + 7$

CRIMP CONTACTS

Large Bore (22 AWG):



Small Bore (24-28 AWG):




TOOLS

Recommended Crimp Tool - M22520/2-01
Positioner - T5747

Contact Insertion/Removal Tool - Z80-Z80
 See pages 61 to 62

❖ Instruction sheets available at www.harwin.com/Downloads/Instructions

WIRE STRIPPING DETAILS



HOW TO ORDER

M80 - XXX XX XX

SERIES CODE

TYPE

011	Large Bore Contact	470	Large Bore, without Jackscrews
013	Small Bore Contact	471	Small Bore, without Jackscrews
460	Large Bore, with Jackscrews*	480	Large Bore, with Hex Jackscrews
461	Small Bore, with Jackscrews*	481	Small Bore, with Hex Jackscrews

* Slotted

FINISH

05	Gold	
42	Gold + Tin	

TOTAL NO. OF CONTACTS

Connector	06, 10, 12, 14, 20, 26, 34, 42, 50
Contacts	00

www.harwin.com

All dimensions in mm.



HARWIN