

Fig. 1 Forward Current Derating Curve

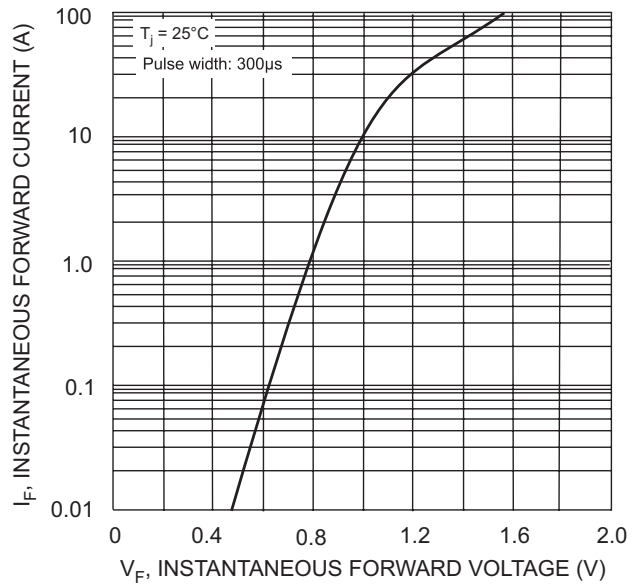


Fig. 2 Typical Forward Characteristics

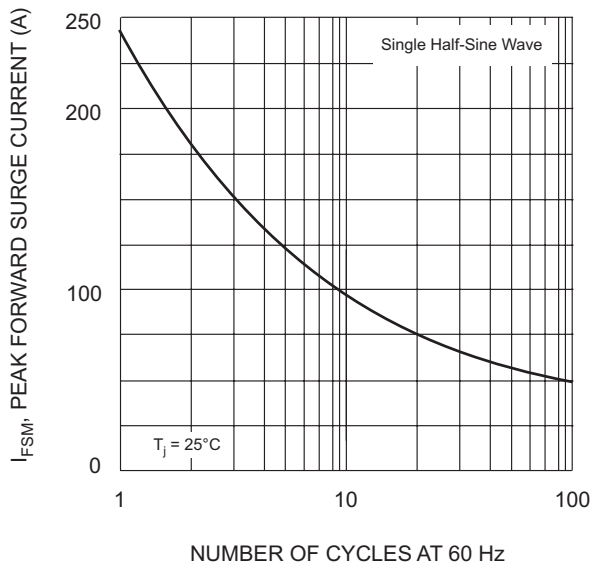


Fig. 3 Maximum Non-Repetitive Surge Current

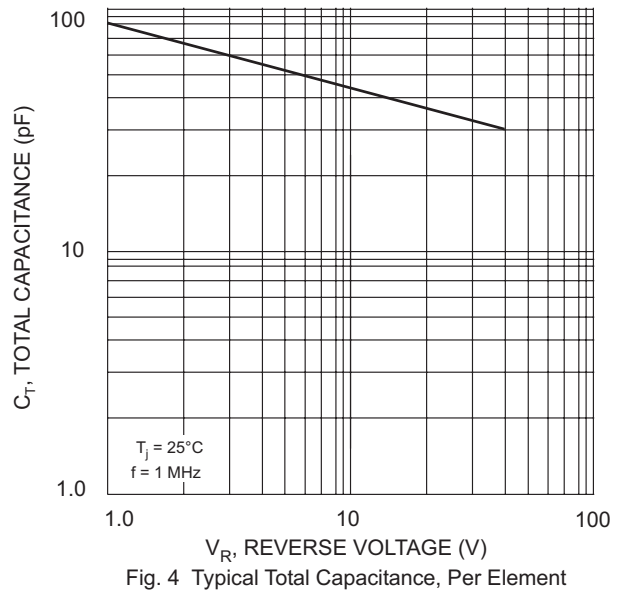


Fig. 4 Typical Total Capacitance, Per Element

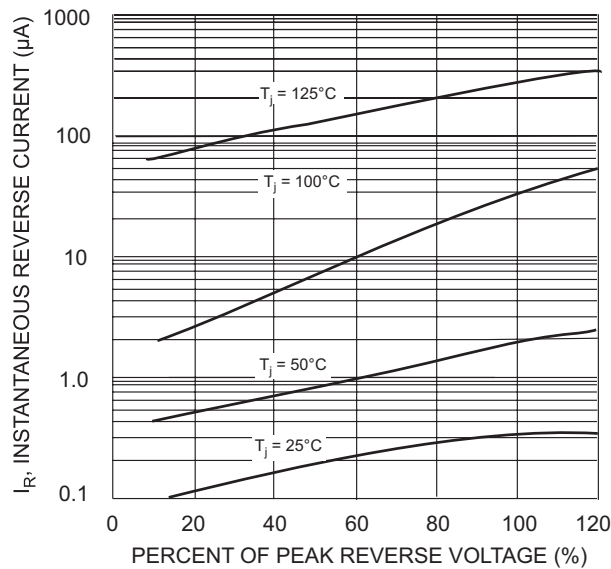


Fig. 5 Typical Reverse Characteristics

**Ordering Information** (Note 5)

| Device     | Packaging | Shipping |
|------------|-----------|----------|
| GBJ15005-F | GBJ       | 15/Tube  |
| GBJ1501-F  | GBJ       | 15/Tube  |
| GBJ1502-F  | GBJ       | 15/Tube  |
| GBJ1504-F  | GBJ       | 15/Tube  |
| GBJ1506-F  | GBJ       | 15/Tube  |
| GBJ1508-F  | GBJ       | 15/Tube  |
| GBJ1510-F  | GBJ       | 15/Tube  |

Notes: 5. For packaging details, visit our website at <http://www.diodes.com/datasheets/ap02008.pdf>.

**IMPORTANT NOTICE**

Diodes Incorporated and its subsidiaries reserve the right to make modifications, enhancements, improvements, corrections or other changes without further notice to any product herein. Diodes Incorporated does not assume any liability arising out of the application or use of any product described herein; neither does it convey any license under its patent rights, nor the rights of others. The user of products in such applications shall assume all risks of such use and will agree to hold Diodes Incorporated and all the companies whose products are represented on our website, harmless against all damages.

**LIFE SUPPORT**

Diodes Incorporated products are not authorized for use as critical components in life support devices or systems without the expressed written approval of the President of Diodes Incorporated.