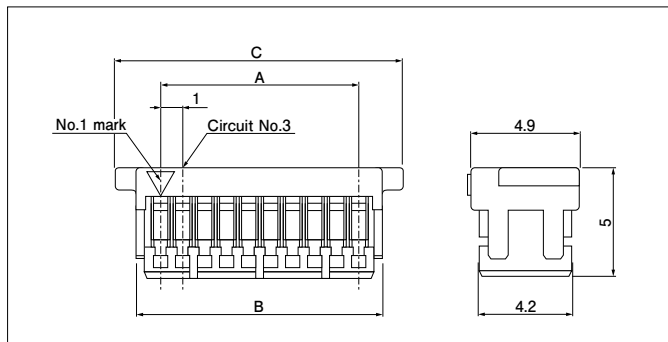


Housing



No. of circuits	Model No.	Dimensions (mm)			Q'ty/box
		A	B	C	
20	SHDR-20V-S-B	9.0	11.2	13.0	4,000
30	SHDR-30V-S-B	14.0	16.2	18.0	4,000
40	SHDR-40V-S-B	19.0	21.2	23.0	2,000
50	SHDR-50V-S-B	24.0	26.2	28.0	2,000

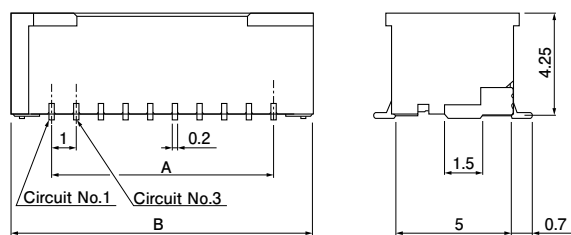
Material and Finish

PBT, UL94V-0, natural (white)

RoHS2 compliance

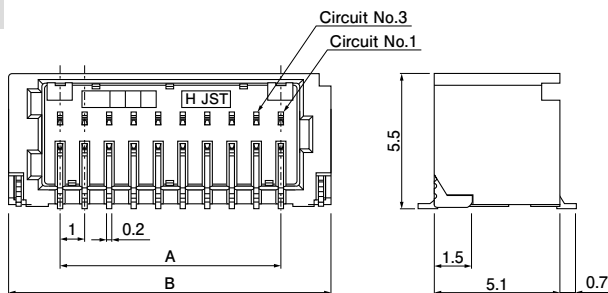
Header

Top entry type



No. of circuits	Model No.	Dimensions (mm)		Q'ty/reel
		A	B	
20	BM20B-SRDS-G-TF	9.0	12.3	1,500
30	BM30B-SRDS-G-TF	14.0	17.3	1,500
40	BM40B-SRDS-G-TF	19.0	22.3	1,500
50	BM50B-SRDS-G-TF	24.0	27.3	1,500

Side entry type



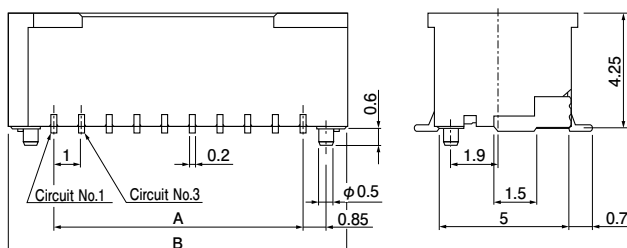
No. of circuits	Model No.	Dimensions (mm)		Q'ty/reel
		A	B	
20	SM20B-SRDS-G-TF	9.0	13.1	1,250
30	SM30B-SRDS-G-TF	14.0	18.1	1,250
40	SM40B-SRDS-G-TF	19.0	23.1	1,250
50	SM50B-SRDS-G-TF	24.0	28.1	1,250

Material and Finish

Header contact: Phosphor bronze, nickel-undercoated, gold-plated
Wafer: PA, UL94V-0, natural (ivory)
Solder tab: Brass, copper-undercoated, tin-plated (reflow treatment)

RoHS2 compliance This product displays (LF)(SN) on a label.
Note: 1. The products listed above are supplied on embossed-tape.
2. Contact JST for the headers with tin-plated pins.
3. Contact JST for the top entry type headers with suction cap.

Top entry type with a boss



No. of circuits	Model No.	Dimensions (mm)		Q'ty/reel
		A	B	
20	BM20B-SRDS-A-G-TF	9.0	12.3	1,250
30	BM30B-SRDS-A-G-TF	14.0	17.3	1,250
40	BM40B-SRDS-A-G-TF	19.0	22.3	1,250
50	BM50B-SRDS-A-G-TF	24.0	27.3	1,250

Material and Finish

Header contact: Phosphor bronze, nickel-undercoated, gold-plated
Wafer: PA, UL94V-0, natural (ivory)
Solder tab: Brass, copper-undercoated, tin-plated (reflow treatment)

RoHS2 compliance This product displays (LF)(SN) on a label.
Note: 1. The products listed above are supplied on embossed-tape.
2. Contact JST for the headers with tin-plated pins.

SHD CONNECTOR

Model number allocation

Contact

	S	SH	-	003	GA	-	P	0.2
Form: S··Strip form								
Series name								
Applicable wire range: AWG #32 to #28								
Surface finish: GA··Nickel-undercoated selective gold-plated								
Material: P··Phosphor bronze								
Terminal size								

Housing

	SHDR	-	20	V	-	S	-	B
Series name								
Part name: Receptacle								
No. of circuits: 20, 30, 40, 50								
Flammability: V··UL94V-0								
Color: S··Natural (White)								
Shape: B··With flange								

Header

	BM	20	B	-	SRD	S	-	-	-	TF
Shape of assembled product: BM··SMT Top entry type SM··SMT Side entry type										
No. of circuits: Top entry type··20, 30, 40, 50 Side entry type··20, 30, 40, 50										
Part name: Header										
Series name										
Color: S··Natural (Ivory)										
With/Without boss: None: Without boss, A··With boss										
Surface finish: G··Nickel-undercoated gold-plated None··Copper-undercoated tin-plated (reflow treatment)										
Packaging style: TF··Embossed-taping										
Suction cap: None··Without suction cap, C··With suction cap										