

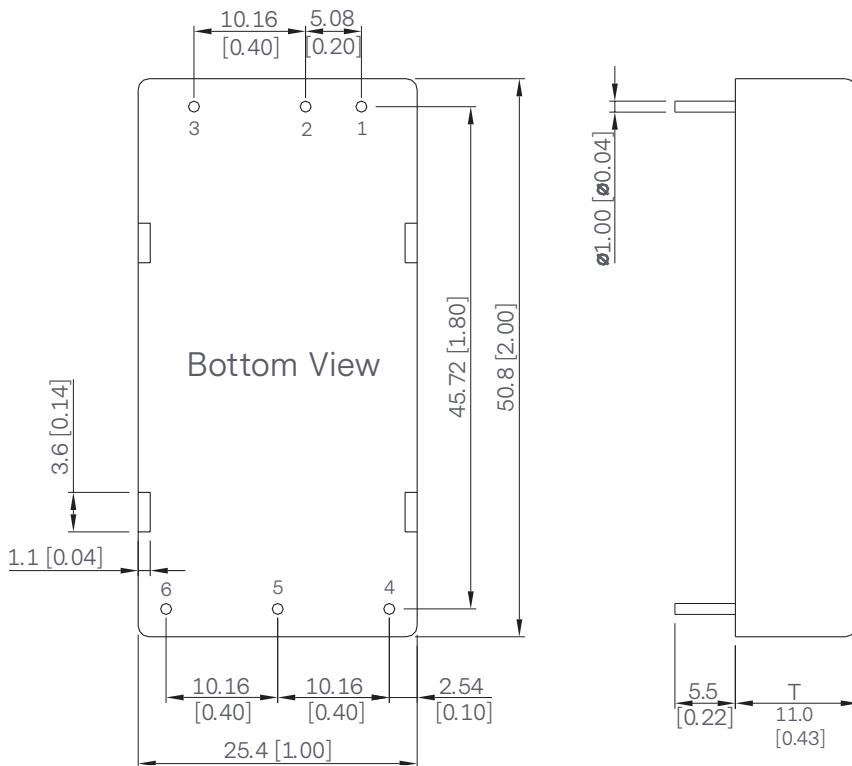
ELECTRICAL SPECIFICATIONS

Input	
Input range	9 to 36 Vdc; 18 to 75 Vdc
Efficiency	92% @ 12 Vo
Output	
Voltage tolerance	±1.0%
Line regulation	±0.5%
Load regulation	Single output: ±0.5%
Noise/ripple	3.3 Vo, 5 Vo: 100 mV Others: 150 mV
OCP and S/C protection	Hiccup
Overvoltage protection	Latched
OTP protection	Latched
Switching frequency	285 KHz
Temperature coefficient	±0.02 /°C
Isolation	
I/O isolation	1500 Vdc min.
Insulation resistance	1000 Mohm
Insulation capacitance	2200 pF

ENVIRONMENTAL SPECIFICATIONS

Operating ambient temperature range	-40 °C to +85 °C
Storage temperature	-50 °C to +125 °C
Humidity	5% to 95% (non-condensing)
Calculated MTBF	233 Khrs

MECHANICAL DRAWINGS



Pin No.	Single Output
1	+Vin
2	-Vin
3	Remote On/Off
4	+Vout
5	-Vout
6	Trim

All dimensions in mm (inches)
 Tolerance: X.X±0.25 (X.XX±0.01)
 X.XX±0.13 (X.XXX±0.005)
 Pin diameter Ø 1.0 ±0.05 (0.04±0.002)

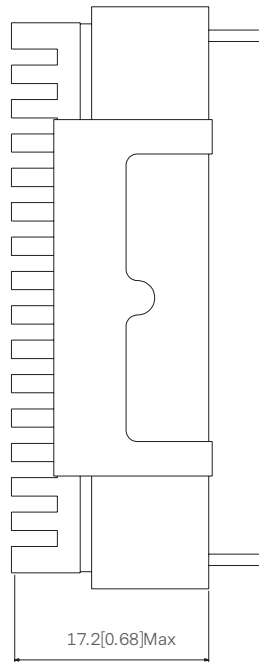
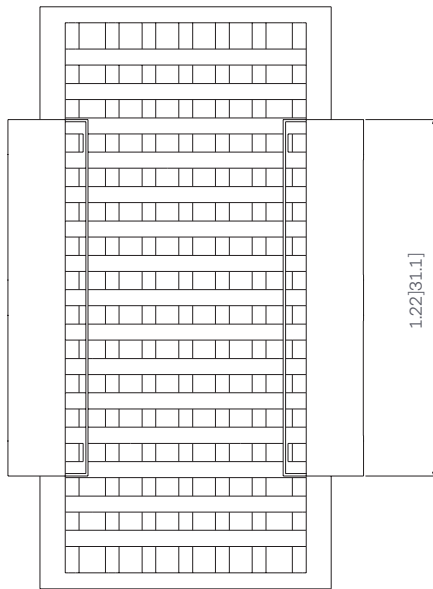
PHYSICAL CHARACTERISTICS

Case Size	50.8 x 25.4 x 11 mm (2.0 x 1.0 x 0.43 inches)
Case Material	Aluminium Alloy, Black Anodized Coating
Base Material	FR4 PCB (flammability to UL 94V-0 rated)
Pin Material	Copper Alloy with Gold Plate Over Nickel Subplate
Weight	30 g

ORDERING INFORMATION

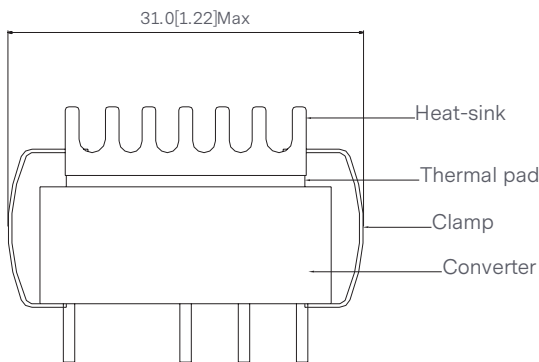
Model Number	Input Voltage	Output 1 Voltage	Maximum Power
AEE10F18-L	9 - 36 V	3.3 V @ 10 A	33 W
AEE10A18-L	9 - 36 V	5 V @ 10 A	50 W
AEE04B18-L	9 - 36 V	12 V @ 4.17 A	50 W
AEE03C18-L	9 - 36 V	15 V @ 3.33 A	50 W
AEE02H18-L	9 - 36 V	24 V @ 2.08 A	50 W
AEE10F36-L	18 - 75 V	3.3 V @ 10 A	33 W
AEE10A36-L	18 - 75 V	5 V @ 10 A	50 W
AEE04B36-L	18 - 75 V	12 V @ 4.17 A	50 W
AEE03C36-L	18 - 75 V	15 V @ 3.33 A	50 W
AEE02H36-L	18 - 75 V	24 V @ 2.08 A	50 W

MECHANICAL DRAWINGS (CONTINUED)



The advantages of adding a heatsink are:

1. To help heat dissipation and increase the stability and reliability of DC/DC converters at high operating temperature atmosphere.
2. To upgrade the operating temperature of DC/DC converters, please refer to Derating Curve.



PHYSICAL CHARACTERISTICS

Heatsink Material	Aluminum
Finish	Black Anodized Coating
Weight	9 g

Note1 All specifications are subject to change without notice. Mechanical drawings are for reference only.

Note2 Warranty: 3 yr

Note3 Label and logo appearance may vary from what is shown on mechanical drawings.



For international contact information,
visit advancedenergy.com.

powersales@aei.com (Sales Support)
productsupport.ep@aei.com (Technical Support)
+1 888 412 7832

ABOUT ADVANCED ENERGY

Advanced Energy (AE) has devoted more than three decades to perfecting power for its global customers. AE designs and manufactures highly engineered, precision power conversion, measurement and control solutions for mission-critical applications and processes.

Our products enable customer innovation in complex applications for a wide range of industries including semiconductor equipment, industrial, manufacturing, telecommunications, data center computing, and medical. With deep applications know-how and responsive service and support across the globe, we build collaborative partnerships to meet rapid technological developments, propel growth for our customers, and innovate the future of power.

PRECISION | POWER | PERFORMANCE

Specifications are subject to change without notice. Not responsible for errors or omissions. ©2020 Advanced Energy Industries, Inc. All rights reserved. Advanced Energy®, AE® and Artesyn™ are U.S. trademarks of Advanced Energy Industries, Inc.