

Fig. 1 Forward Current Derating Curve

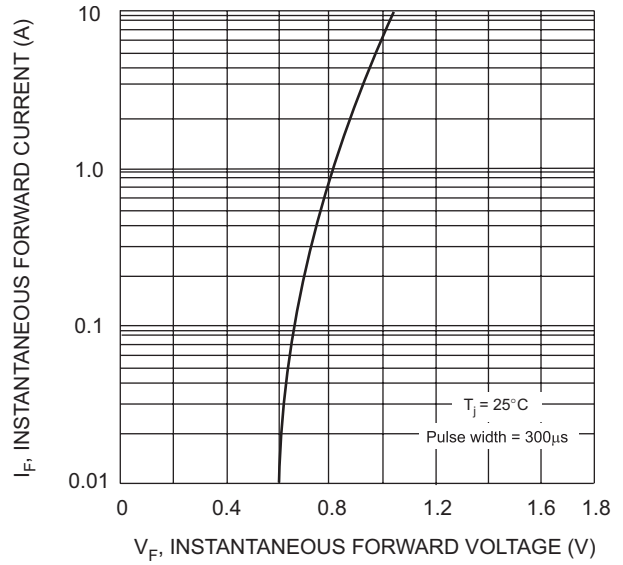


Fig. 2 Typical Forward Characteristics (per element)

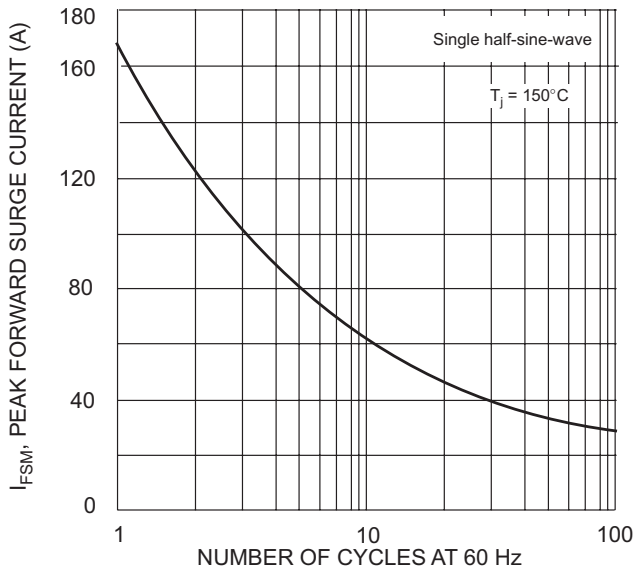


Fig. 3 Maximum Non-Repetitive Surge Current

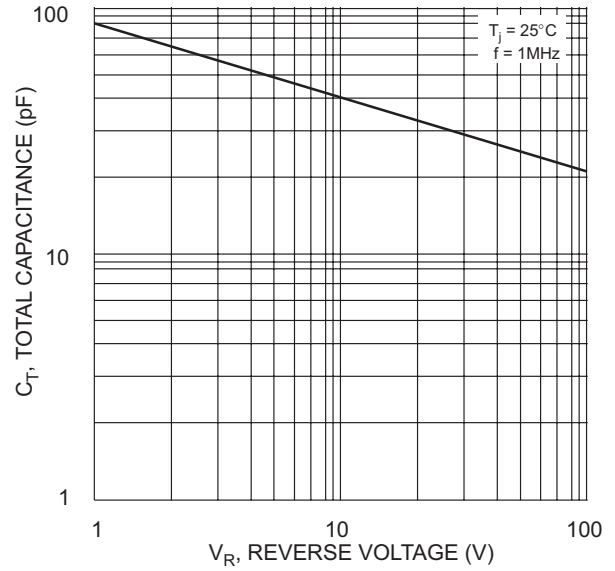


Fig. 4 Typical Total Capacitance (per element)

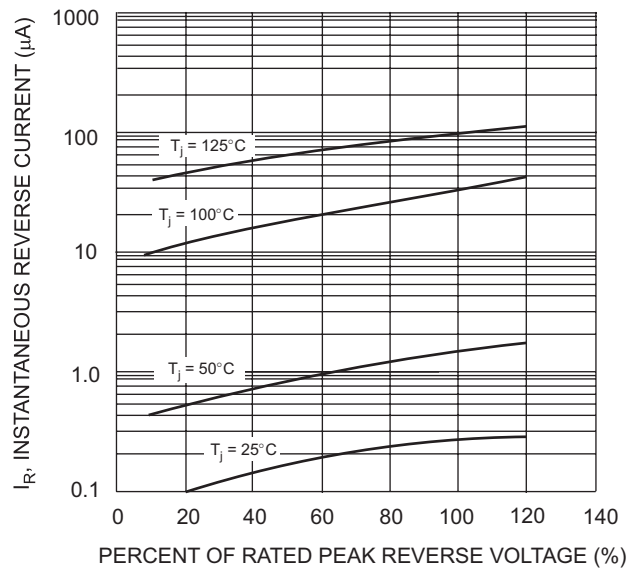


Fig. 5 Typical Reverse Characteristics

Ordering Information (Note 5)

Device	Packaging	Shipping
GBJ8005-F	GBJ	15/Tube
GBJ801-F	GBJ	15/Tube
GBJ802-F	GBJ	15/Tube
GBJ804-F	GBJ	15/Tube
GBJ806-F	GBJ	15/Tube
GBJ808-F	GBJ	15/Tube
GBJ810-F	GBJ	15/Tube

Notes: 5. For packaging details, visit our website at <http://www.diodes.com/datasheets/ap2008.pdf>.

IMPORTANT NOTICE

Diodes Incorporated and its subsidiaries reserve the right to make modifications, enhancements, improvements, corrections or other changes without further notice to any product herein. Diodes Incorporated does not assume any liability arising out of the application or use of any product described herein; neither does it convey any license under its patent rights, nor the rights of others. The user of products in such applications shall assume all risks of such use and will agree to hold Diodes Incorporated and all the companies whose products are represented on our website, harmless against all damages.

LIFE SUPPORT

Diodes Incorporated products are not authorized for use as critical components in life support devices or systems without the expressed written approval of the President of Diodes Incorporated.