THIS DRAWING IS UNPUBLISHED.
VERTRAULICHE UNVEROEFFENTLICHTE ZEICHNUNG
© COPYRIGHT 2009

RELEASED FOR PUBLICATION JUN 2009
FREI FUER VEROEFFENTLICHUNG

ALL RIGHTS RESERVED.
ALLE RECHTE VORBEHALTEN

MATED WITH:
PASSEND ZU: SEE NOTE 9

# 0-1703810-1 AS SHOWN
## 0-1703810-1 wie gezeigt

LOC A1 | DIST -
PROJEKT NR.: EGATN07182

REVISIONS
AENDERUNGEN

| P | LTR | DESCRIPTION BESCHREIBUNG | DATE | DWN | APVD |
|---|---|---|---|---|---|
| | H | DETAILS SEE PCN E-11-009921 | 24MAY2011 | DB | JG |
| | J | DETAILS SEE PCN E-14-006509,E-14-008262. | 02MAY2014 | KP | JG |
| | J1 | GENERAL TOLERANCES CHANGED | 16MAR2015 | Ho. | Gilch |
| | K | DETAILS SEE PCN E-15-008283 | 01JUN2015 | Ho. | Gilch |

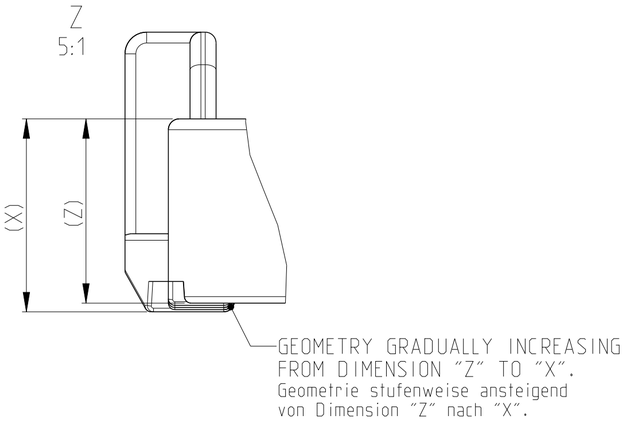


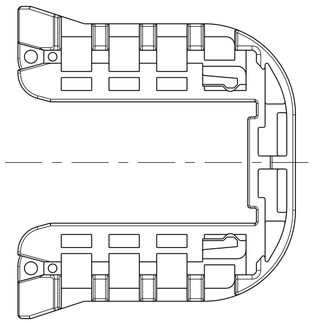

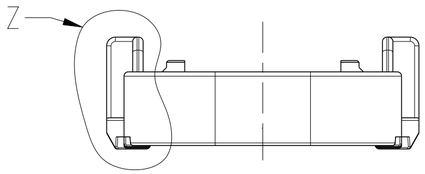


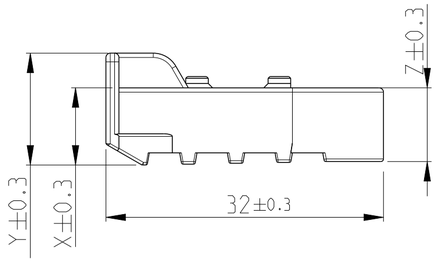


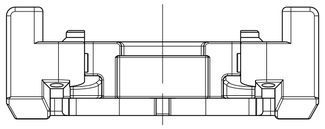

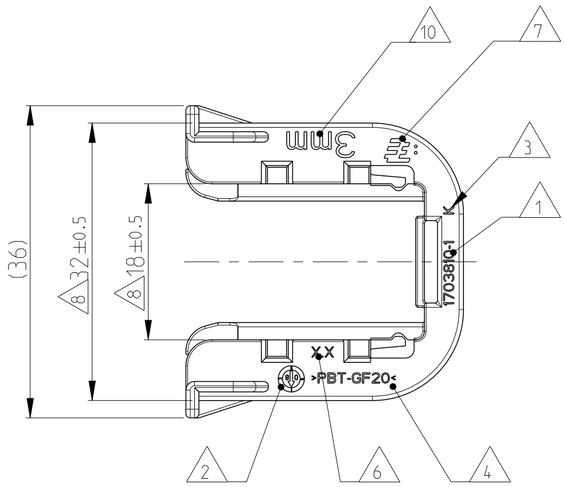


NOTES
Bemerkungen

1. TE ORDER-NO.
   TE Bestell-Nr.
2. PRODUCTION DATE
   Produktionsdatum
3. LETTER-INSERT FOR THE REVISION STATUS OF THE MOULD
   Schriftsatz fuer Aenderungszustand des Werkzeuges
4. MATERIAL MARKING ACCORDING TO VDA 260
   Werkstoffkennzeichnung nach VDA 260
5. BULK PACKAGING IN CORRUGATED BOX
   Schuettgut im Versandkarton
6. MOULD CAVITY MARKING
   Nestmarkierung
7. TE LOGO
   TE Logo
8. WARPAGE PERMITTED UP TO -1.5mm FROM NOMINAL SIZE
   Verzug zulaessig bis -1.5mm vom Nennmass
9. SUITABLE FOR TAB HOUSING WITH FLANGE GROUP B
   SEE PRODUCT GROUP DRAWING 1563709
   Passend zu Flachsteckergehaeusen mit Flansch der Gruppe B
   siehe Produktgruppenzeichnung 1563709
10. MARKING FOR SUITABLE SHEET METAL THICKNESS (NOMINAL SIZE)
    Kennzeichnung fuer passende Blechstaerke (Nennmass)

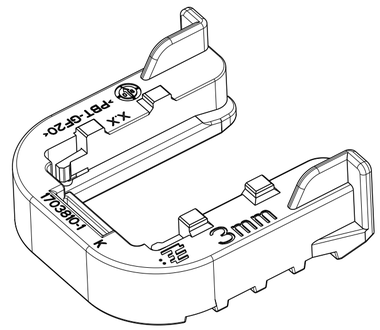


| TE ORDER-NO. TE Bestell-Nr. | REV. | SHEET METAL THICKNESS Blechdicke | DIM X | DIM Y | DIM Z | MATERIAL | COLOUR Farbe | WEIGHT (g) | DESCRIPTION Beschreibung | ITEM |
|---|---|---|---|---|---|---|---|---|---|---|
| 0-1703810-6 | K | 3.5±0.1mm | 8.4 | 12.4 | 8.0 | PBT-GF20/V-0 | GREY grau | 4.3 | Slide, FOR 3.5mm SHEET METAL Schieber, fuer Blech 3.5mm Dicke | 6 |
| - | - | 1.5±0.1mm | - | | | PBT-GF20/V-0 | - | | Slide, FOR 1.5mm SHEET METAL Schieber, fuer Blech 1.5mm Dicke | 5 |
| - | - | 1.0±0.1mm | | | | PBT-GF20/V-0 | - | | Slide, FOR 1.0mm SHEET METAL Schieber, fuer Blech 1.0mm Dicke | 4 |
| - | - | 4.0±0.1mm | - | | | PBT-GF20/V-0 | - | | Slide, FOR 4.0mm SHEET METAL Schieber, fuer Blech 4.0mm Dicke | 3 |
| 0-1703810-2 | K | 2.5±0.1mm | 9.4 | 13.4 | 9.0 | PBT-GF20/V-0 | RED red | 4.7 | Slide, FOR 2.5mm SHEET METAL Schieber, fuer Blech 2.5mm Dicke | 2 |
| 0-1703810-1 | K | 3.0±0.1mm | 8.9 | 12.9 | 8.5 | PBT-GF20/V-0 | YELLOW gelb | 4.5 | Slide, FOR 3.0mm SHEET METAL Schieber, fuer Blech 3.0mm Dicke | 1 |

THIS DRAWING IS A CONTROLLED DOCUMENT.
DIESES ZEICHNUNGSDOKUMENT WIRD DURCH AMP INCORPORATED KONTROLLIERT.
AENDERUNGEN, DIE DEM TECHNISCHEN FORTSCHRITT DIENEN, SIND VORBEHALTEN.
DEN JEWEILS LETZTGUELTIGEN AENDERUNGSSTAND ERFAHREN SIE AUF ANFRAGE.

DIMENSIONS: MASSEINHEITEN: mm

TOLERANCES UNLESS OTHERWISE SPECIFIED: ALLGEMEINTOLERANZEN ACC. TO DIN 16901-140
0 PLC ±-
1 PLC ±-
2 PLC ±- ISO 8015
3 PLC ±-
4 PLC ±
ANGLES/WINKEL ±2°

MATERIAL: SEE TABLE siehe Tabelle
FINISH/OBERFLAECHE/FARBE: SEE TABLE siehe Tabelle

DWN 09NOV2007 A. Kindane
CHK 09NOV2007 J. Granzow
APVD 12NOV2007 C. Eberwein
PRODUCT SPEC PRODUKTSPEZ. 108-94020
APPLICATION SPEC VERARBEITUNGSSPEZ. 114-18756
WEIGHT GEWICHT SEE TABLE

TE Connectivity

NAME
SLIDE, TAB HOUSING
Schieber, Flachsteckergehaeuse
HDSCS - GROUP B

SIZE A2 | CAGE CODE 00779 | DRAWING NO ZEICHNUNGS-NR. C-1703810 | RESTRICTED TO NUR FUER -

CUSTOMER DRAWING /KUNDENZEICHNUNG | SCALE MASSSTAB 2:1 | SHEET BLATT 1 OF VON 1 | REV K

1471-9 (3/11)

Downloaded from Arrow.com.