
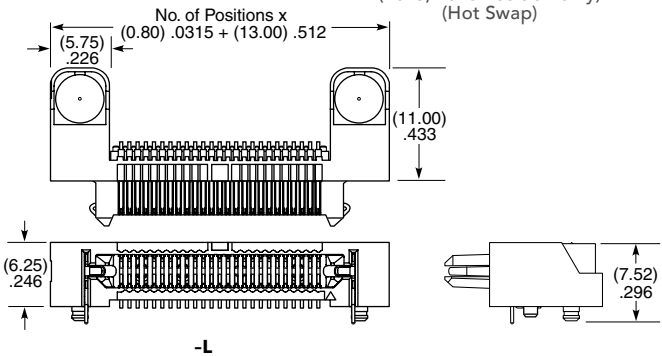


(0.80 mm) .0315" PITCH • RIGHT-ANGLE & EDGE MOUNT HIGH-SPEED HEADERS

ERM8	POSITIONS PER ROW	01	PLATING OPTION	D	RA	OPTIONS	"X"R
Right-Angle Terminal	-010, -013, -020, -025, -030, -040, -049, -050, -060, -070, -075		-L = 10 μ" (0.25 μm) Gold on contact area, Matte Tin on tail			-K = (6.00 mm) .236" DIA Polyimide Film Pick & Place Pad  -L = Latching  -DS = Differential Pair (-013, -025 Position only) (Hot Swap)	-TR = Tape & Reel  -FR = Full Reel Tape & Reel (must order maximum quantity per reel; contact Samtec for quantity breaks)

**ERM8-RA**  
Board Mates:  
ERF8  
Cable Mates:  
ERCD




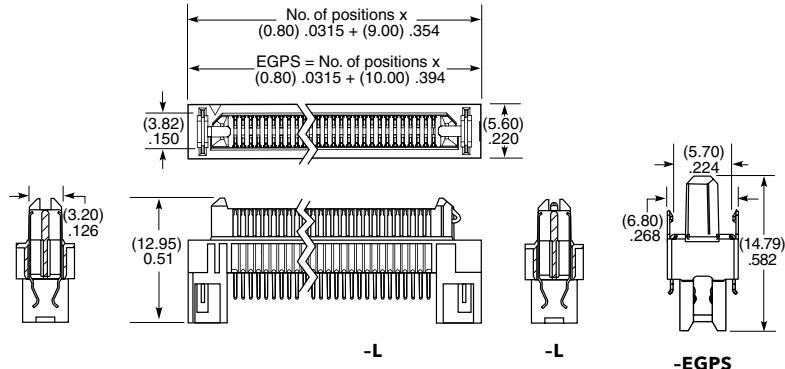


View complete specifications at: [samtec.com?ERM8-RA](http://samtec.com?ERM8-RA)

ERM8	POSITIONS PER ROW	01	PLATING OPTION	D	EM2	OPTIONS	"X"R
Edge Mount Terminal	-010, -013, -020, -025, -030, -040, -049, -050, -060, -070, -075		-L = 10 μ" (0.25 μm) Gold on contact area, Matte Tin on tail		= (1.60 mm) .062" Thick PCB	-L = Latching (Mates to ERF8 Lead Style -05.0 or -RA Only)  -DS = Differential Pair (-013 & -025 Position only) (Hot Swap)  -EGPS = Extended Guide Post Shield (-010, -020, -025, -030 Position Only)  -DSS = Differential Pair + Extended Guide Post Shield (-025 Position Only) (Hot Swap)	-TR = Tape & Reel  -FR = Full Reel Tape & Reel (must order maximum quantity per reel; contact Samtec for quantity breaks)

**ERM8-EM**  
Board Mates:  
ERF8  
Cable Mates:  
ERCD





View complete specifications at: [samtec.com?ERM8-EM](http://samtec.com?ERM8-EM)

**Note:**  
Some lengths, styles and options are non-standard, non-returnable.