

CAT. NO. & DIMENSIONS

| (NOTE 3) | NO. OF CONTACTS (n) | CAT. NO. | DIMENSIONS (NOTE2) | | | | |
|----------|---------------------|----------------|--------------------|---------|---------|---------|---------|
| | | | A ± 0.2 | B ± 0.2 | C ± 0.2 | D ± 0.2 | E ± 0.2 |
| | 4 | HFW4S-2ST__LF | 7 | 5.14 | 3 | — | — |
| | 5 | HFW5S-2ST__LF | 8 | 6.14 | 4 | — | — |
| | 6 | HFW6S-2ST__LF | 9 | 7.14 | 5 | — | — |
| | 7 | HFW7S-2ST__LF | 10 | 8.14 | 6 | — | — |
| | 8 | HFW8S-2ST__LF | 11 | 9.14 | 7 | — | — |
| | 9 | HFW9S-2ST__LF | 12 | 10.14 | 8 | 0.35 | 7.3 |
| | 10 | HFW10S-2ST__LF | 13 | 11.14 | 9 | 0.35 | 8.3 |
| | 11 | HFW11S-2ST__LF | 14 | 12.14 | 10 | 1.35 | 7.3 |
| | 12 | HFW12S-2ST__LF | 15 | 13.14 | 11 | 1.35 | 8.3 |
| | 13 | HFW13S-2ST__LF | 16 | 14.14 | 12 | 2.35 | 7.3 |
| | 14 | HFW14S-2ST__LF | 17 | 15.14 | 13 | 2.35 | 8.3 |
| | 15 | HFW15S-2ST__LF | 18 | 16.14 | 14 | 3.35 | 7.3 |
| | 16 | HFW16S-2ST__LF | 19 | 17.14 | 15 | 3.35 | 8.3 |
| | 17 | HFW17S-2ST__LF | 20 | 18.14 | 16 | 4.35 | 7.3 |
| | 18 | HFW18S-2ST__LF | 21 | 19.14 | 17 | 4.35 | 8.3 |
| | 19 | HFW19S-2ST__LF | 22 | 20.14 | 18 | 5.35 | 7.3 |
| | 20 | HFW20S-2ST__LF | 23 | 21.14 | 19 | 5.35 | 8.3 |
| | 21 | HFW21S-2ST__LF | 24 | 22.14 | 20 | 6.35 | 7.3 |
| | 22 | HFW22S-2ST__LF | 25 | 23.14 | 21 | 6.35 | 8.3 |
| | 23 | HFW23S-2ST__LF | 26 | 24.14 | 22 | 7.35 | 7.3 |
| | 24 | HFW24S-2ST__LF | 27 | 25.14 | 23 | 7.35 | 8.3 |
| | 25 | HFW25S-2ST__LF | 28 | 26.14 | 24 | 8.35 | 7.3 |
| | 26 | HFW26S-2ST__LF | 29 | 27.14 | 25 | 8.35 | 8.3 |
| | 27 | HFW27S-2ST__LF | 30 | 28.14 | 26 | 9.35 | 7.3 |
| | 28 | HFW28S-2ST__LF | 31 | 29.14 | 27 | 9.35 | 8.3 |
| | 29 | HFW29S-2ST__LF | 32 | 30.14 | 28 | 10.35 | 7.3 |
| | 30 | HFW30S-2ST__LF | 33 | 31.14 | 29 | 10.35 | 8.3 |
| * | 31 | HFW31S-2ST__LF | 34 | 32.14 | 30 | 11.35 | 7.3 |
| | 32 | HFW32S-2ST__LF | 35 | 33.14 | 31 | 11.35 | 8.3 |
| * | 33 | HFW33S-2ST__LF | 36 | 34.14 | 32 | 12.35 | 7.3 |

CAT. NO.

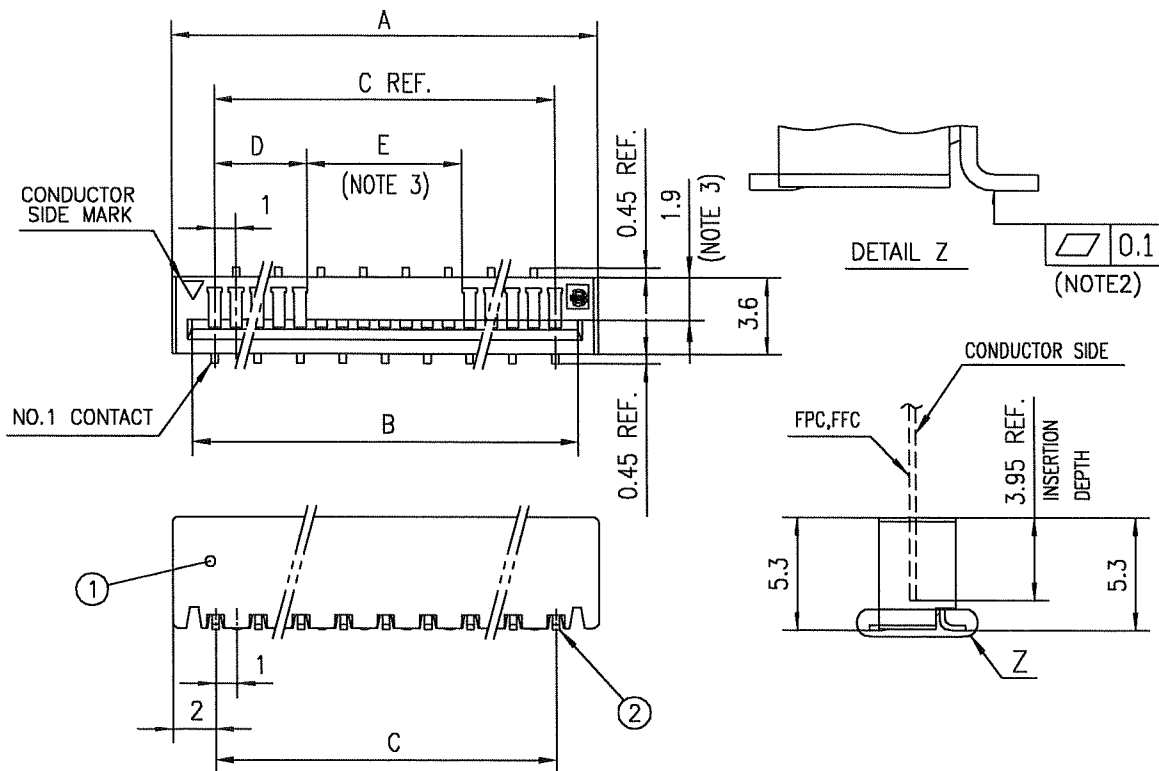
HFW (n) S-2 ST __ LF
 SERIES
 NO. OF CONTACTS
 STRAIGHT TYPE
 FOR FPC / FFC
 FOR AUTOMATIC MOUNTING (SMT)
 PACKAGE STYLE
 LEAD FREE

NOTES

1. THIS PRODUCT IS THE CONNECTOR DESIGNED TO TERMINATE FPC/FFC AND COPE WITH AUTOMATIC MOUNTING (SMT).
2. SEE PART DRAWINGS FOR DIMENSIONS A~E.
3. PLEASE CONSULT US IN CASE OF USING PARTS WITH * MARK.

| | | | | | | | | | | | |
|-------------|------------|---------|----------|--|----------|------------|--|---|--|---------|--------|
| mat'l. code | | | | surface 58 / tolerance ISO 1302 ✓ ISO 406 ISO 1101 | | projection | | product family 580F | | CODE JP | |
| ltr | ecn no | dr | date | tolerances unless otherwise specified | | mm | | title CAT NO. TABLE FOR 1mm SPACING SMT CONNECTOR (CAT.No.HFW__S-2ST__LF) | | | |
| A | J05-0334 | H.T | 6/3/05 | angles | linear | scale X | | dwg no JSA 96464 sheet 1 of 1 size A4 | | | |
| B | J06-0435 | H.T | 10/26/06 | | | FCI | | type Product Customer Drawing | | | |
| | | | | dr | 10/26/06 | | | | | | |
| | | | | engr | 10/26/06 | | | | | | |
| | | | | chr | 10/26/06 | | | | | | |
| | | | | appd | 10/27/06 | | | | | | |
| sheet index | revision B | sheet 1 | | | | | | | | | Rev. B |

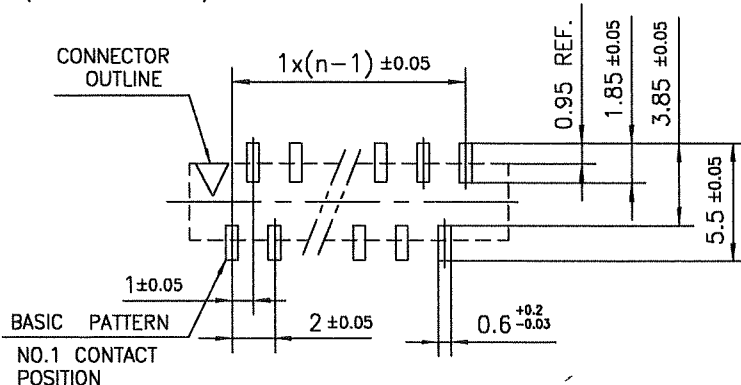
SC-HFWS03 JSA96465,96466,96467,93588,93587
form: A4



| PT. NO. | PARTS NAME | MATERIAL | Q'TY | NOTE |
|---------|------------|---------------------------------------|------|---------------------------------|
| 1 | HOUSING | PA6T RESIN GLASS REINFORCED (UL94V-0) | 1 | COLOR : BLACK |
| 2 | CONTACT | PHOSPHOR BRONZE | n | Ni UNDER Sn PLATING (LEAD FREE) |

n : NO. OF CONTACTS

RECOMMENDED PC BOARD LAYOUT (COMPONENT SIDE)



NOTES

1. THIS PRODUCT IS THE CONNECTOR DESIGNED TO TERMINATE FPC/FFC AND COTES WITH AUTOMATIC MOUNTING (SMT).
2. FLATNESS OF CONTACT TERMINAL MUST BE WITHIN TOLERANCE IN Z PORTION DETAILED DRAWING.
3. THIS DIMENSION IS SPACE FOR THE NOZZLE OF MOUNTER.
4. THIS PRODUCT MEETS EUROPEAN UNION DIRECTIVES AND OTHER COUNTRY REGULATIONS AS DESCRIBED IN GS-22-008
5. THE HOUSING WILL WITHSTAND EXPOSURE TO 260°C PEAK TEMPERATURE FOR 10 SECONDS IN A REFLOW SOLDERING OVEN.

| | | | | | | | | |
|-------------|----------|-----|-----------|---------------------------------------|----------------------------------|-----------------|--|------------|
| mat'l. code | | | | surface 58 ISO 1302 | tolerance ISO 406 ISO 1101 | projection | product family 580F | CODE JP |
| ltr | ecn no | dr | date | tolerances unless otherwise specified | | mm | title 1mm SPACING SURFACE MOUNT FPC/FFC CONNECTOR (CAT.No.HFW__S-2ST__LF) | |
| A | J05-0334 | H.T | 6/3/'05 | angles | linear | | | |
| B | J05-0731 | H.T | 10/28/'05 | | | | dwg no JSA 96465 | |
| C | J06-0435 | H.T | 10/26/'06 | | | scale \propto | | |
| | | | | dr | 10/26/'06 | | sheet 1 of 1 size A4 | |
| | | | | enr | 10/26/'06 | | | |
| | | | | chr | 10/26/'06 | | | |
| | | | | appd | 10/27/'06 | | | |
| sheet index | revision | C | | | | | type Product Customer Drawing | |
| | sheet | 1 | | | | | | |

SC-HFWS03 JSA96464
form: A4

1

2

CAT. NO. & DIMENSIONS

| (NOTE.4) | NO. OF CONTACTS (n) | CAT. NO. (NOTE2) | DIMENSIONS (NOTE3) | | |
|----------|---------------------|------------------|--------------------|---------|---------|
| | | | F ± 5 | G ± 0.3 | H ± 0.1 |
| | 4 | HFW4S-2STE1LF | 28.4 | 24 | — |
| | 5 | HFW5S-2STE1LF | 28.4 | 24 | — |
| | 6 | HFW6S-2STE1LF | 28.4 | 24 | — |
| | 7 | HFW7S-2STE1LF | 28.4 | 24 | — |
| | 8 | HFW8S-2STE1LF | 28.4 | 24 | — |
| | 9 | HFW9S-2STE1LF | 28.4 | 24 | — |
| | 10 | HFW10S-2STE1LF | 28.4 | 24 | — |
| | 11 | HFW11S-2STE1LF | 28.4 | 24 | — |
| | 12 | HFW12S-2STE1LF | 28.4 | 24 | — |
| | 13 | HFW13S-2STE1LF | 28.4 | 24 | — |
| | 14 | HFW14S-2STE1LF | 36.4 | 32 | 28.4 |
| | 15 | HFW15S-2STE1LF | 36.4 | 32 | 28.4 |
| | 16 | HFW16S-2STE1LF | 36.4 | 32 | 28.4 |
| | 17 | HFW17S-2STE1LF | 36.4 | 32 | 28.4 |
| | 18 | HFW18S-2STE1LF | 48.4 | 44 | 40.4 |
| | 19 | HFW19S-2STE1LF | 48.4 | 44 | 40.4 |
| | 20 | HFW20S-2STE1LF | 48.4 | 44 | 40.4 |
| | 21 | HFW21S-2STE1LF | 48.4 | 44 | 40.4 |
| | 22 | HFW22S-2STE1LF | 48.4 | 44 | 40.4 |
| | 23 | HFW23S-2STE1LF | 48.4 | 44 | 40.4 |
| | 24 | HFW24S-2STE1LF | 48.4 | 44 | 40.4 |
| | 25 | HFW25S-2STE1LF | 48.4 | 44 | 40.4 |
| | 26 | HFW26S-2STE1LF | 48.4 | 44 | 40.4 |
| | 27 | HFW27S-2STE1LF | 48.4 | 44 | 40.4 |
| | 28 | HFW28S-2STE1LF | 48.4 | 44 | 40.4 |
| | 29 | HFW29S-2STE1LF | 60.4 | 56 | 52.4 |
| | 30 | HFW30S-2STE1LF | 60.4 | 56 | 52.4 |
| * | 31 | HFW31S-2STE1LF | 60.4 | 56 | 52.4 |
| | 32 | HFW32S-2STE1LF | 60.4 | 56 | 52.4 |
| * | 33 | HFW33S-2STE1LF | 60.4 | 56 | 52.4 |

CAT. NO. HFW (n) S - 2 ST E1 LF

SERIES

NO. OF CONTACTS

STRAIGHT TYPE

FOR FPC / FFC

FOR AUTOMATIC MOUNTING (SMT)

PACKAGE STYLE

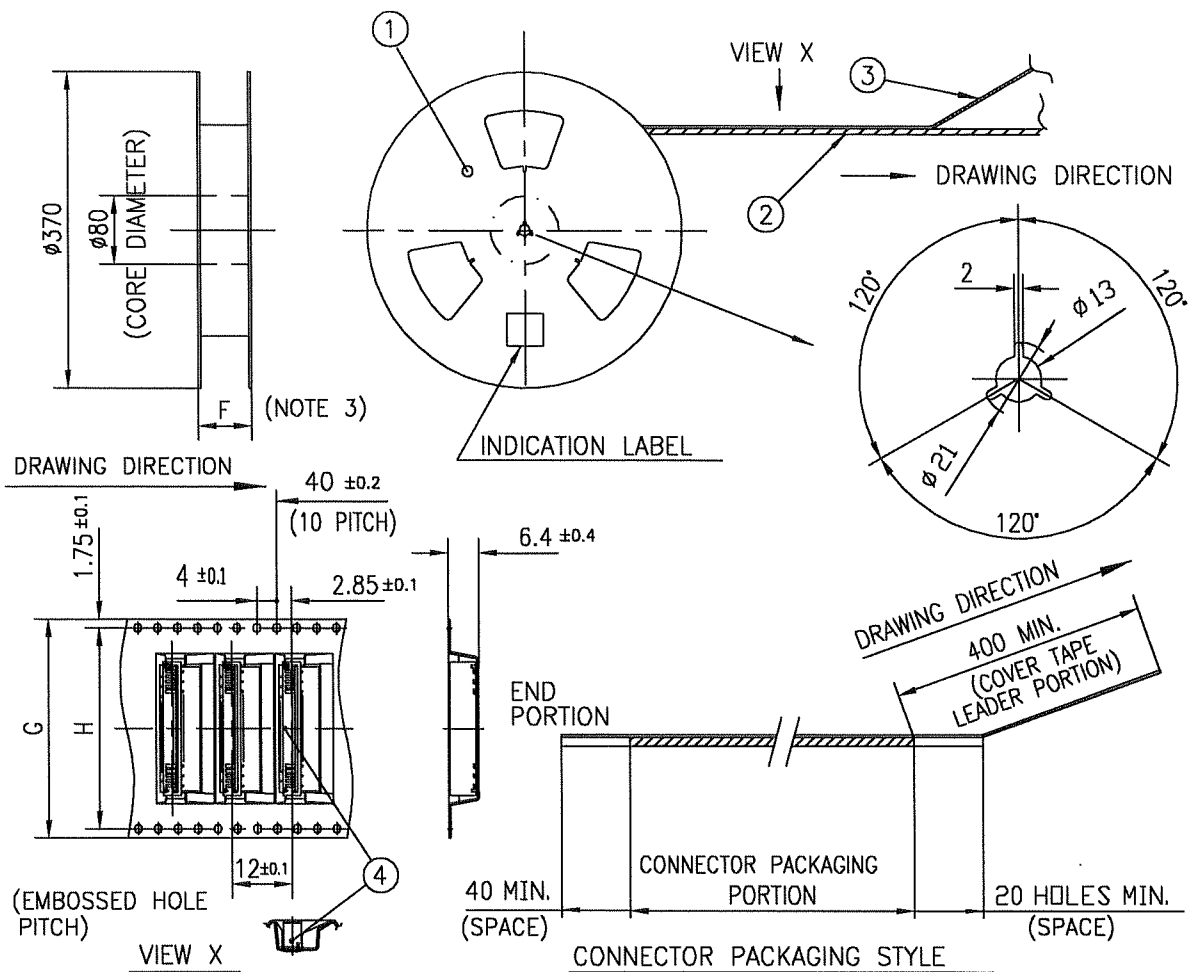
LEAD FREE

NOTES

1. THIS PRODUCT IS THE CONNECTOR DESIGNED TO TERMINATE FPC/FFC AND COPE WITH AUTOMATIC MOUNTING (SMT).
2. THIS CATALOG NO. INDICATES PLASTIC TAPE PACKAGED CONNECTOR.
3. SEE PART DRAWINGS FOR DIMENSIONS F~H.
4. PLEASE CONSULT US IN CASE OF USING PARTS WITH * MARK.

| | | | | | | | | | | | |
|-------------|------------|---------|----------|--|----------|------------|--|--|--|---------|--------|
| mat'l. code | | | | surface 58 / tolerance ISO 1302 ✓ ISO 406 ISO 1101 | | projection | | product family 580F | | CODE JP | |
| ltr | ecn no | dr | date | tolerances unless otherwise specified | | mm | | title | | | |
| A | J05-0334 | H.T | 6/3/05 | angles | linear | mm | | CAT. NO. TABLE FOR PLASTIC TAPE PACKAGED 1mm SPACING SMT CONN. (CAT.No.HFW__S-2STE1LF) | | | |
| B | J06-0435 | H.T | 10/26/06 | | | scale X | | dwg no sheet 1 of 1 size | | | |
| | | | | dr | 10/26/06 | FCI | | JSA 96466 A4 | | | |
| | | | | engr | 10/26/06 | | | type Product Customer Drawing | | | |
| | | | | chr | 10/26/06 | | | | | | |
| | | | | appd | 10/27/06 | | | | | | |
| sheet index | revision B | sheet 1 | | | | | | | | | Rev. B |

SC-HFWS03 JSA96464 96467
form: A4



| PT. NO. | PARTS NAME | CAT. NO. | MATERIAL | Q'TY | NOTE |
|---------|------------------------|----------------|-------------------|-------|--------------------|
| 1 | REEL | _____ | CARDBOARD | 1 | COLOR:GRAY |
| 2 | PLASTIC (EMBOSSD) TAPE | _____ | PET | _____ | COLOR:TRANSPARENCY |
| 3 | COVER | _____ | POLYESTER | _____ | COLOR:TRANSPARENCY |
| 4 | CONNECTOR | HFW__S-2ST__LF | SEE ATTACHED DWG. | 1000 | _____ |

NOTES

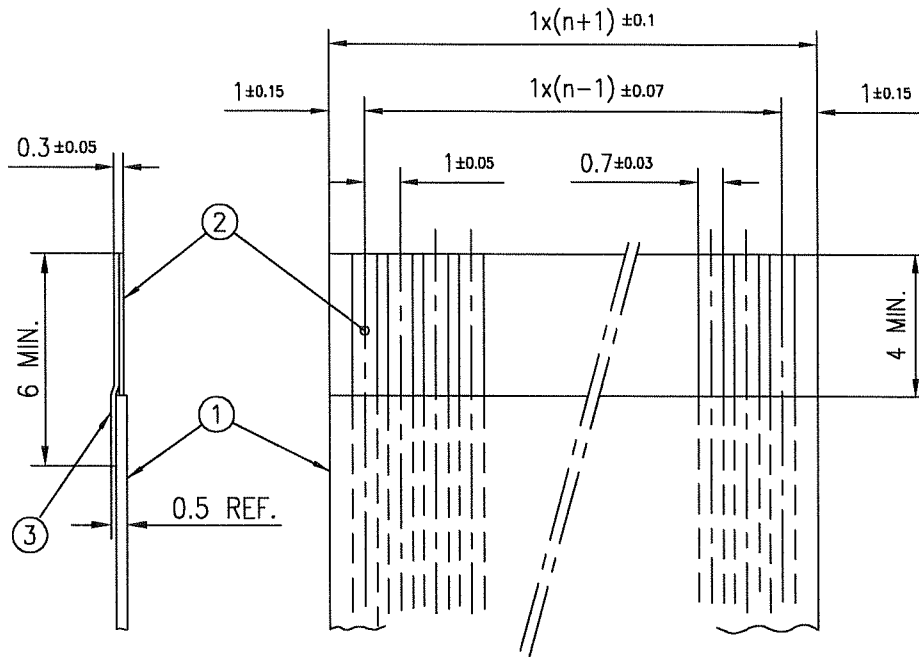
1. THIS IS PLASTIC TAPE PACKAGED CONNECTOR USED FOR FPC/FFC AND CYPES WITH AUTOMATIC MOUNTING (SMT).
2. SEE JIS C 0806 (PACKING OF ELECTRONIC COMPONENTS ON CONTINUOUS TAPES (SURFACE MOUNTING DEVICES)) FOR SHAPE AND DIMENSIONS OF PLASTIC (EMBOSSD) TAPE AND REEL.
3. F DIMENSION IS PORTION OF THE CORE.

| | | | | | | | | | | | |
|-------------|------------|---------|-----------|--|----------|------------|--|---|--|---------|--------|
| mat'l. code | | | | surface 58 / tolerance ISO 1302 ✓ / ISO 406 / ISO 1101 | | projection | | product family 580F | | CODE JP | |
| ltr | ecn no | dr | date | tolerances unless otherwise specified | | mm | | title | | | |
| A | J05-0334 | H.T | 6/3/'05 | angles | linear | mm | | PLASTIC TAPE PACKAGED 1mm SPACING SMT CONNECTOR (CAT.No.HFW__S-2STE1LF) | | | |
| B | J06-0435 | H.T | 10/26/'06 | ±5' | | scale X | | dwg no sheet 1 of 1 size | | | |
| | | | | dr | 10/26/06 | | | JSA 96467 A4 | | | |
| | | | | engr | 10/26/06 | | | type Product Customer Drawing | | | |
| | | | | chr | 10/26/06 | | | | | | |
| | | | | appd | 10/27/06 | | | | | | |
| sheet index | revision B | sheet 1 | | | | | | | | | Rev. B |

SC-HFWS03 JSA96464 96466
form: A4

RECOMMENDED CABLE (FFC)

n : NO. OF CONDUCTOR



| PT. NO. | DESCRIPTION | MATERIAL | NOTE |
|---------|-----------------|---|------------------------------------|
| 1 | INSULATOR | FLAME RESISTING POLYESTER OR EQUIVALENT | |
| 2 | CONDUCTOR | COPPER FOIL | PLATING: TIN OR SOLDER 1μm MIN. |
| 3 | SUPPORTING TAPE | FLAME RESISTING POLYESTER OR EQUIVALENT | |

NOTES

1. NO BURR AT EACH PORTION.
2. NO PEELING IN COMMON USE.

| | | | | | | | | | | | |
|-------------|----------|----------------|------------|--|--|------------|--|--|--|-------------------|--|
| mat'l. code | | | | surface 58 / tolerance ISO 1302 ✓ ISO 406 ISO 1101 | | projection | | product family 580F | | CODE JP | |
| ltr | ecn no | dr | date | tolerances unless otherwise specified | | mm | | title | | | |
| AA | J04-0334 | H.T | Oct.13,'04 | angles linear | | mm | | RECOMMENDED CABLE (CAT.No.HFW__S-2ST__) | | | |
| AB | J06-0435 | H.T | 10/26/'06 | | | scale X | | | | | |
| | | | | dr | | FCI | | dwg no | | sheet 1 of 1 size | |
| | | | | engr | | | | JSA 93588 | | A4 | |
| | | | | chr | | | | type Product Customer Drawing | | | |
| | | | | appd | | | | | | | |
| sheet index | | revision sheet | | AB 1 | | | | | | Rev. AB | |

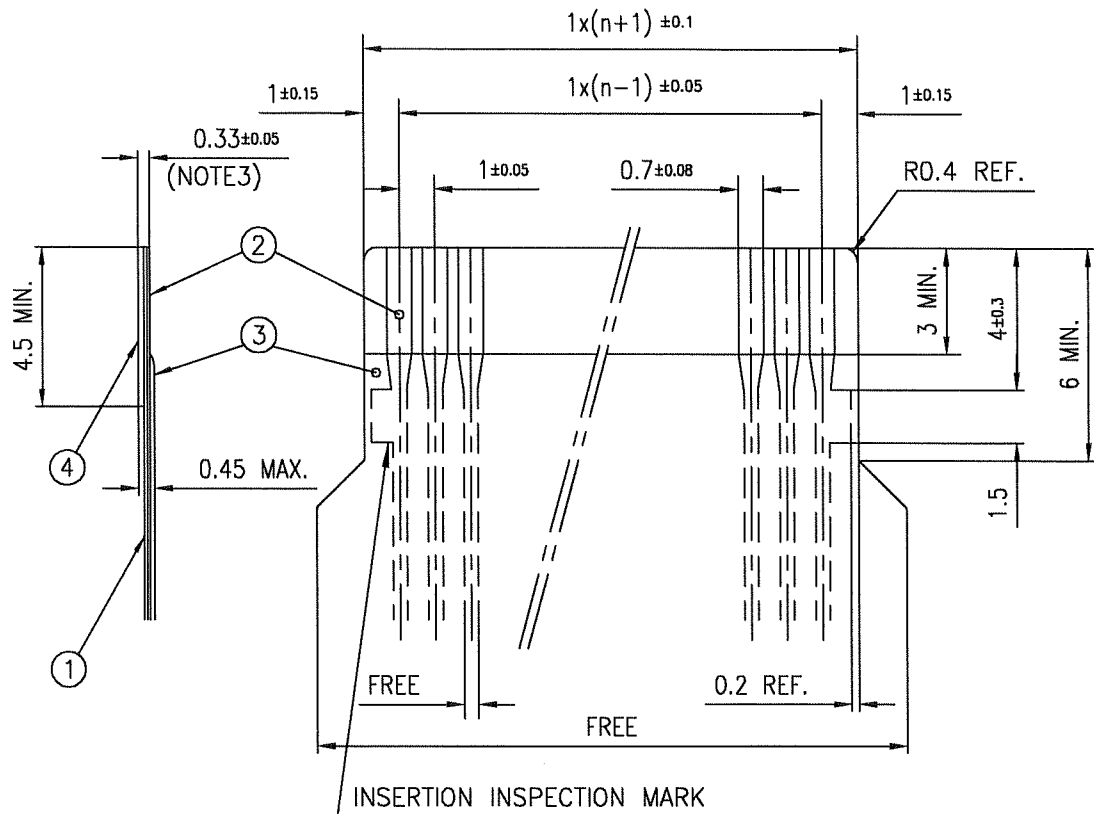
form: A4

1

2

RECOMMENDED CABLE (FPC)

n : NO. OF CONDUCTORS



| PT. NO. | DISCRIPTION | MATERIAL | THICKNESS (μm) |
|---------|-----------------|--|----------------|
| 1 | BASE FILM | POLYIMIDE OR POLYESTER OR EQUIVALENT | 25 |
| 2 | CONDUCTOR | COPPER FOIL(PLATING : SOLDER 1μm MIN.) | 35 |
| 3 | OVERLAY | POLYIMIDE OR POLYESTER OR EQUIVALENT | — |
| 4 | SUPPORTING TAPE | POLYESTER OR POLYIMIDE OR EQUIVALENT | 188 |

NOTES

1. NO BURR AT EACH PORTION.
2. NO PEELING IN COMMON USE.
3. TOTAL THICKNESS LIMIT OF EACH MATERIAL (INCLUDING ADHESIVE AGENT) IS SPECIFIED.

| | | | | | | | | | | | |
|-------------|----------|----------|------------|--|----------|------------|--|-----------------------|--|-------------------|--|
| mat'l. code | | | | surface 58 / tolerance ISO 1302 ✓ ISO 406 ISO 1101 | | projection | | product family 580F | | CODE JP | |
| ltr | ecn no | dr | date | tolerances unless otherwise specified | | mm | | title | | | |
| AA | J04-0334 | H.T | Oct.13,'04 | angles | linear | mm | | RECOMMENDED CABLE | | | |
| AB | J06-0435 | H.T | 10/26/'06 | | | scale X | | (CAT.No.HFW__S-2ST__) | | | |
| | | | | dr | 10/26/06 | | | dwg no | | sheet 1 of 1 size | |
| | | | | enr | 10/26/06 | | | JSA 93587 | | A4 | |
| | | | | chr | 10/26/06 | | | | | | |
| | | | | appd | 10/27/06 | | | | | | |
| sheet index | | revision | AB | | | | | | | Rev. AB | |

form: A4

1

2