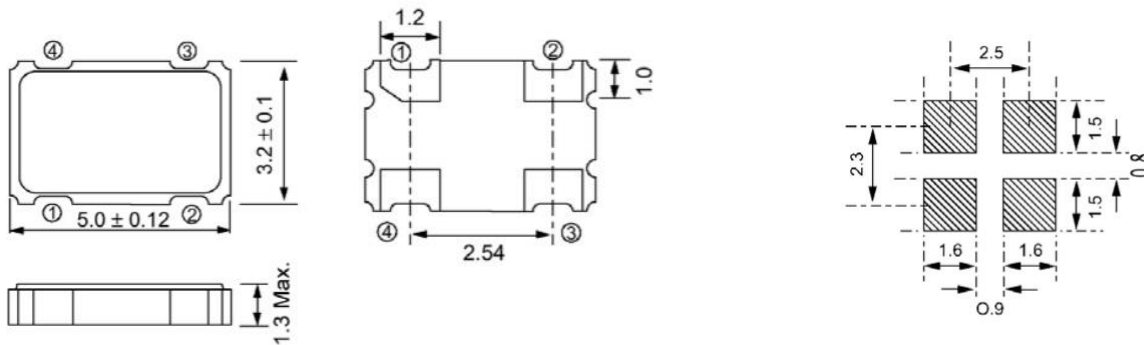


## Package Dimensions (mm)



**Figure 2) Land Pattern**

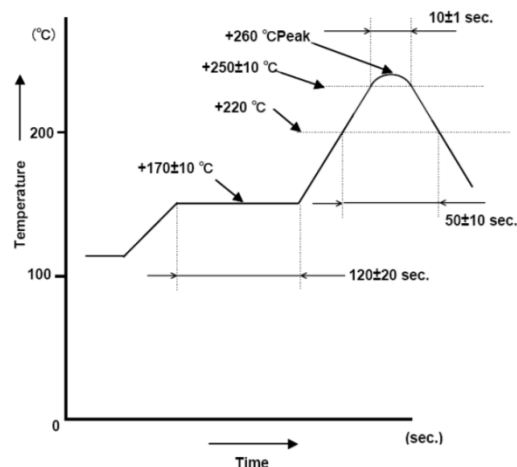
**Figure 1) Top, Side, and Bottom views**

Pad Connections	
#1	Tri-State
#2	Ground
#3	Output
#4	VCC

Tri-State Control Voltage	
Pad 1	Pad 3
Open	Oscillation
1 Level	Oscillation
0 Level	High Impedance

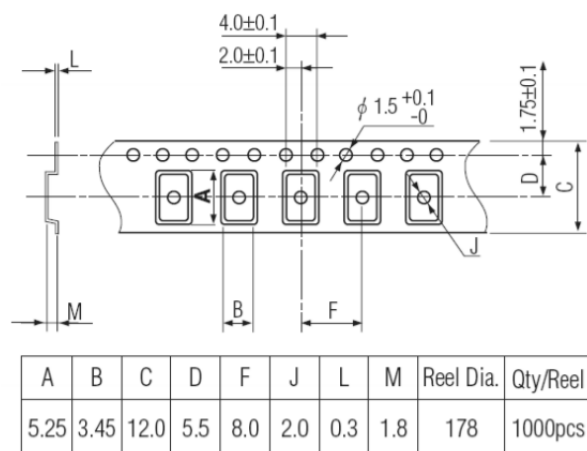
## Frequency Abbreviations

FREQUENCY MHz	CODE
4.000	040
8.000	080
10.000	100
12.000	120
14.31818	143
24.000	240
32.000	320
33.333	333
40.000	400
48.000	480
50.000	500
60.000	600
64.000	640
66.666	666
80.000	800
100.000	1000
125.000	1250



**Figure 3) Suggested Reflow Profile**

## Tape Dimensions (mm)



**Figure 4)** Pocket Tape Dimensions

Package Data	
Item	Description
Lid	Metal
Base	Ceramic
Sealing	Seam Weld
Terminal	Tungsten (Metalized)
Plating	Gold/Nickel (Surface)/(Under)
RoHS	Compliant (PbFree)
MSL	1