



NRZ
28
Gbps

(0.80 mm) .0315" PITCH • QRM8/QRF8 SERIES



QRM8
Board Mates:
QRF8

QRF8
Board Mates:
QRM8

QRM8/QRF8
Cable Mates:
EQRD

SPECIFICATIONS

Insulator Material:

Black LCP

QRM8 Terminal Material:

Phosphor Bronze

QRF8 Contact Material:

BeCu

Ground Plane Material:

Phosphor Bronze

Plating:

Au or Sn over
50 μ " (1.27 μ m) Ni

Current Rating:

2.2 A per pin (2 pins powered)

Ground:

8.5 A per ground plane
(1 ground plane powered)

Operating Temp Range:

-55 °C to +125 °C

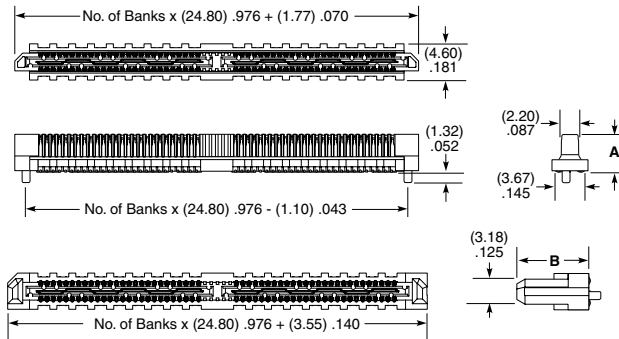
Voltage Rating:

215 VAC

Max Cycles:

100

QRM8	PINS PER ROW NO. OF PAIRS	LEAD STYLE	PLATING OPTION	TYPE	A	OTHER OPTIONS
	-026, -052, -078 (52 total pins per bank = -D)	-02.0 = 2 mm Body Height (N/A -054 & -078 Positions)	-L = 10 μ " (0.25 μ m) Gold on contact, Matte Tin on tail	-D = Single- Ended		-GP = Guide Post
	-018, -036, -054 (18 pairs per bank = -D-DP)	-05.0 = 5 mm Body Height	-S = 30 μ " (0.76 μ m) Gold on contact, Matte Tin on tail	-D-DP = Differential Pair		-K = (5.00 mm) .197" DIA Polyimide Film Pick & Place Pad
		-07.0 = 7 mm Body Height				-TR = Tape & Reel (-018, -026, -036, -052 only)
						-FR = Full Reel Tape & Reel (must order maximum quantity per reel; contact Samtec for quantity breaks) (-018, -026, -036, -052 only)



-GP OPTION

View complete specifications at: samtec.com?QRM8

LEAD STYLE	A	B
-02	(4.81) .189	(6.12) .241
-05	(7.81) .307	(9.12) .359
-07	(9.78) .385	(11.12) .438

PROCESSING

Lead-Free Solderable:

Yes

SMT Lead Coplanarity:

(0.10 mm) .004" max

(018-026)

0.15 mm) .006" max

(036-078)*

*(.004" stencil solution

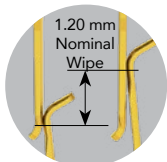
may be available; contact

ipg@samtec.com)

Board Stacking:

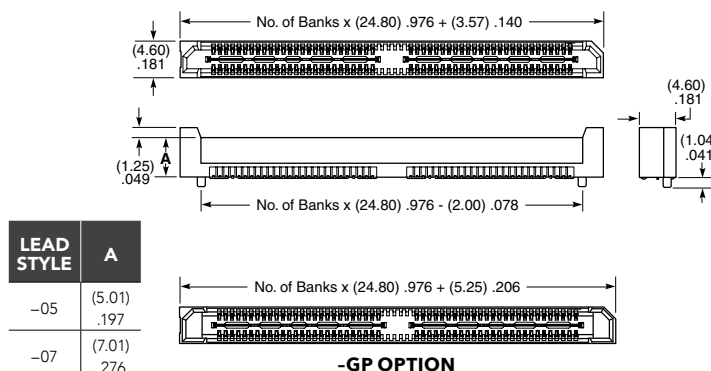
For applications requiring
more than two connectors
contact ipg@samtec.com

QRF8	PINS PER ROW NO. OF PAIRS	LEAD STYLE	PLATING OPTION	TYPE	A	OTHER OPTIONS
	-026, -052, -078 (52 total pins per bank = -D)	-05.0 = 5 mm Body Height	-L = 10 μ " (0.25 μ m) Gold on contact, Matte Tin on tail	-D = Single-Ended		-GP = Guide Post
	-018, -036, -054 (18 pairs per bank = -D-DP)	-07.0 = 7 mm Body Height	-S = 30 μ " (0.76 μ m) Gold on contact, Matte Tin on tail	-D-DP = Differential Pair		-K = (5.00 mm) .197" DIA Polyimide Film Pick & Place Pad
						-TR = Tape & Reel (-018, -026, -036, -052 only)
						-FR = Full Reel Tape & Reel (must order max. quantity per reel; contact Samtec for quantity breaks) (-018, -026, -036, -052 only)



Note:

Some lengths, styles and
options are non-standard,
non-returnable.



-GP OPTION

MATED HEIGHT*			
QRF8 LEAD STYLE	QRM8 LEAD STYLE		
	-02.0	-05.0	-07.0
-05	(7.00) .276	(10.00) .394	(12.00) .472
-07	(9.00) .354	(12.00) .472	(14.00) .551

*Processing conditions will affect
mated height. See SO Series for
board space tolerances.

View complete specifications at: samtec.com?QRF8