

■ Contact Ratings

Item	SPDT	SPST-NO
Rated load (resistive)	10 A at 125 VAC (NO) 3 A at 250 VAC (NO) 3 A at 125 VAC (NO) 5 A at 30 VDC (NO) 3 A at 250 VAC (NC) 3 A at 125 VAC (NC) 3 A at 30 VDC (NC)	10 A at 125 VAC 3 A at 250 VAC 3 A at 125 VAC 5 A at 30 VDC
Contact type	Single	
Contact material	Ag alloy (Cd free)	
Rated carry current	10 A (NO)/3 A (NC)	
Max. switching voltage	277 VAC, 30 VDC	
Max. switching current	AC: 10 A (NO)/3 A (NC) DC: 5 A (NO)/3 A (NC)	
Max. switching capacity	1250 VA, 150 W (NO) 750 VA, 90 W (NC)	
Min. permissible load (120 operations/minute)	10 mA at 5 VDC (P level: $\lambda_{60} = 0.1 \times 10^{-6}$ /operation)	

■ Characteristics

Contact resistance (See note 2.)		100 mΩ max.
Operate time		10 ms max.
Release time		5 ms max.
Insulation resistance (See note 3.)		1,000 MΩ min.
Dielectric strength		4,000 VAC, 50/60 Hz for 1 min between coil and contacts 1,000 VAC, 50/60 Hz for 1 min between contacts of same polarity
Impulse withstand voltage		8 kV (1.2 × 50 μs) between coil and contacts
Vibration resistance		Destruction: 10 to 55 to 10 Hz, 0.75-mm single amplitude (1.5-mm double amplitude) Malfunction: 10 to 55 to 10 Hz, 0.75-mm single amplitude (1.5-mm double amplitude)
Shock resistance		Destruction: 1000 m/s ² (approx. 100G) Malfunction: 100 m/s ² (approx. 10G)
Life expectancy (See Note 4)	Mechanical	10,000,000 operations (18,000 operations per hour)
	Electrical	NO 50,000 operations: 10 A at 125 VAC resistive load (operations: ON for 1 sec, OFF for 3 sec.) 200,000 operations: 3 A at 125 VAC resistive load (operations: ON for 1 sec, OFF for 1 sec.) 100,000 operations: 3 A at 250 VAC resistive load (operations: ON for 1 sec, OFF for 1 sec.) 100,000 operations: 5 A at 30 VDC resistive load (operations: ON for 1 sec, OFF for 1 sec.) NC 200,000 operations: 3 A at 125 VAC resistive load (operations: ON for 1 sec, OFF for 1 sec.) 100,000 operations: 3 A at 250 VAC resistive load (operations: ON for 1 sec, OFF for 1 sec.) 100,000 operations: 3 A at 30 VDC resistive load (operations: ON for 1 sec, OFF for 1 sec.)
Ambient temperature	Operating & storage	–40°C to 105°C with no icing or condensation
Ambient humidity	Operating & storage	5% to 85%
Weight		Approx. 6.5 g

Note: 1. The data shown above are initial values.

2. The contact resistance is measured with 1 A applied at 5 VDC using a fall-of-potential method.

3. The insulation resistance was measured with a 500 VDC megohmmeter at the same locations as the dielectric strength was measured.

4. The electrical life data items shown are possible at 23°C

■ Approved Standard

UL Recognized (File No. E41515) / CSA Certified (File No. LR31928) - - Ambient Temp = 40°C

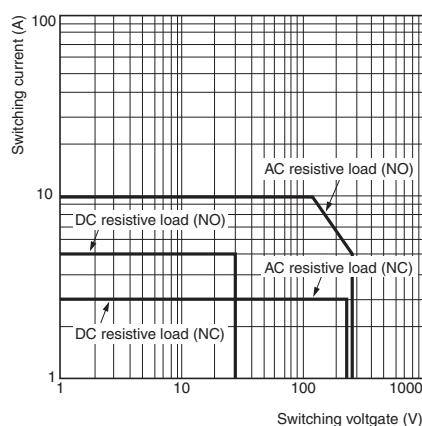
Model	Contact Form	Coil ratings	Contact ratings	Number of test operations
G5Q	SPST-NO (1a) SPDT (1c)	5 to 48 VDC	10 A 250 VAC N.O. only (resistive)	6,000
			10 A 30 VDC N.O. only (resistive)	
			4 A 120 VAC N.O. only (resistive)	100,000
			3 A 250 VAC N.C. only (resistive)	6,000
			3 A 30 VDC N.O. only (resistive)	

EC/IEC, VDE (Certified / No.40003467) - - Ambient Temp = 105°C

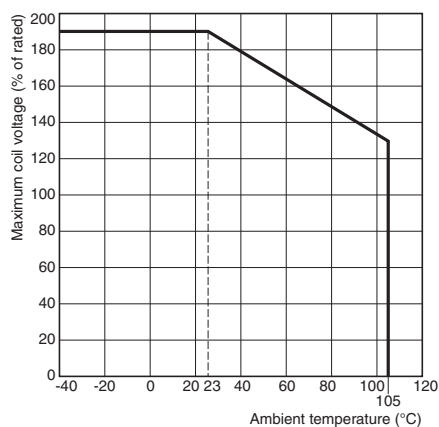
Model	Contact Form	Coil ratings	Contact ratings	Number of test operations
G5Q	SPST-NO (1a) SPDT (1c)	5, 9, 12, 24 VDC	10 A 250 VAC ($\cos\phi=1$)(N.O.) 5 A 30 VDC (0 ms)(N.O.) 3 A 30 VDC (0 ms)(N.C.)	10,000

Engineering Data

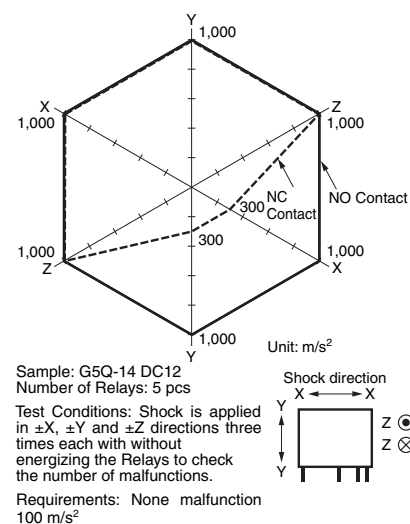
Maximum Switching Capacity



Ambient Temperature vs Maximum Coil Voltage



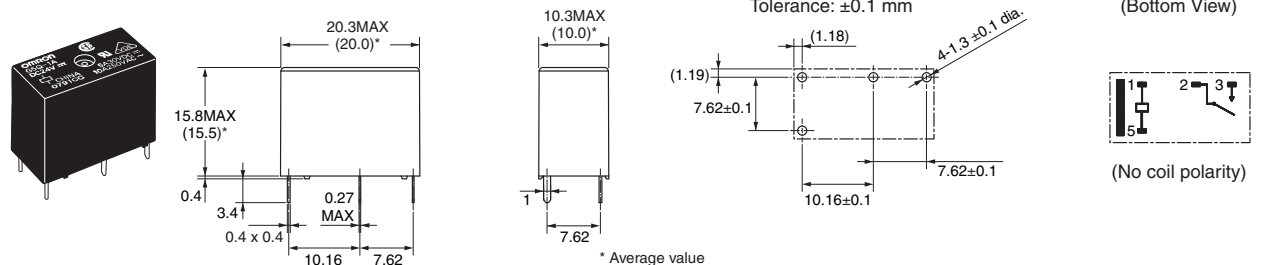
Shock Malfunction



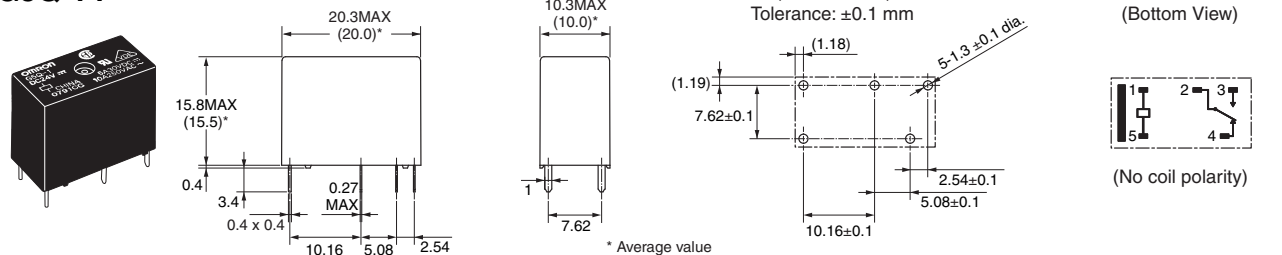
Dimensions

Note: All units are in millimeters unless otherwise indicated.

G5Q-1A G5Q-1A4



G5Q-1 G5Q-14



Precautions

Be sure to read the precautions and information common to all Electromechanical Relays, contained in the Technical User's Guide, "Electromechanical Relays, Technical Information" for correct use.



All sales are subject to Omron Electronic Components LLC standard terms and conditions of sale, which can be found at http://www.components.omron.com/components/web/webfiles.nsf/sales_terms.html

ALL DIMENSIONS SHOWN ARE IN MILLIMETERS.

To convert millimeters into inches, multiply by 0.03937. To convert grams into ounces, multiply by 0.03527.

OMRON[®]
**OMRON ELECTRONIC
COMPONENTS LLC**
847-882-2288

OMRON ON-LINE

Global - <http://www.omron.com>

USA - <http://www.components.omron.com>

Cat. No. J155-E-05

08/14 (11/13) Specifications subject to change without notice

Printed in USA