CERAMIC SMD CRYSTAL

ABM3B

RoHS Compliant

5.0 X 3.2 X 1.1mm

OPTIONS AND PART IDENTIFICATION: (Left blank if standard)

ABM3B□ – □ MHz - □- □ -□ - □- □- □

Height (mm)
- Blank: 1.1mm max
- 1: 0.8mm max

Frequency in MHz
- e.g. 8.000MHz
- 14.31818MHz
- 26.000MHz
- 125.000MHz

Load Capacitance
- Please specify CL(6 to 32pF) in pF or S for Series
- Please contact ABRACON for values under 6pF

Custom ESR if other than standard
- R□
- □: Specify a value in Ω (e.g.: R40)

Operating Temp.

E: 0°C ~ +70°C
B: -20°C ~ +70°C
C: -30°C ~ +70°C
N: -30°C ~ +85°C
D: -40°C ~ +85°C
J****: -40°C ~ +105°C
K****: -40°C ~ +125°C
L*: -55°C ~ +125°C

Freq. Tolerance

1: ± 10 ppm
7: ± 15 ppm
2: ± 20 ppm
3: ± 25 ppm
4: ± 30 ppm

Freq. Stability

U**: ± 10 ppm
G***: ± 15 ppm
X: ± 20 ppm
W: ± 25 ppm
Y: ± 30 ppm
H: ± 35 ppm
Z: ± 100 ppm

(*) Option Z only
(**)Standard temp or options E and B only
(***)Standard temp or options E, B, C and N only.
(****) Freq. stability ±50ppm and ±100ppm only. Contact ABRACON for tighter freq. stability.

Packaging

Blank: Bulk
T: 1k pcs per reel
T2: 250 pcs per reel

OUTLINE DIMENSIONS:

Please see Table 2 below for height and chamfer information.

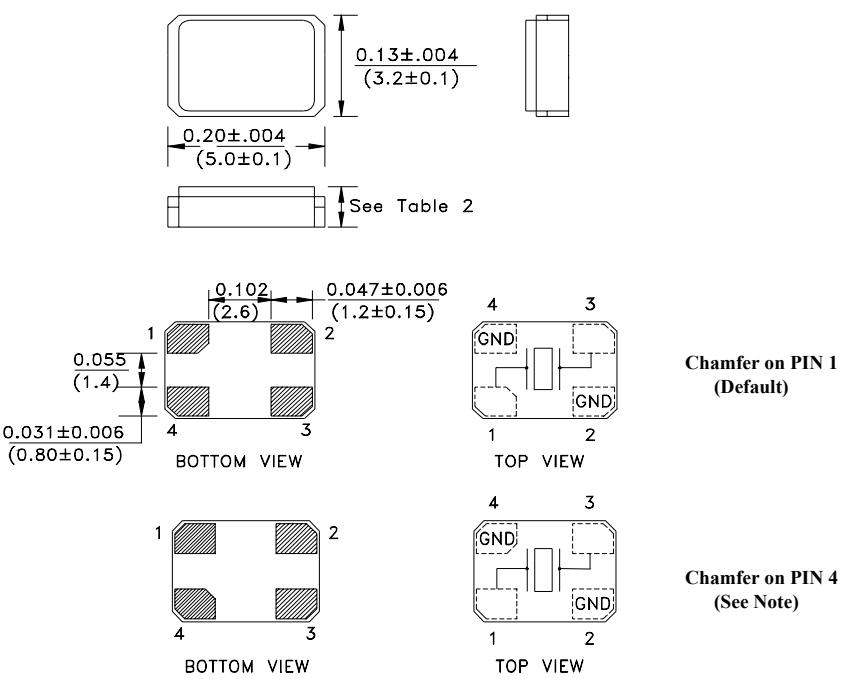

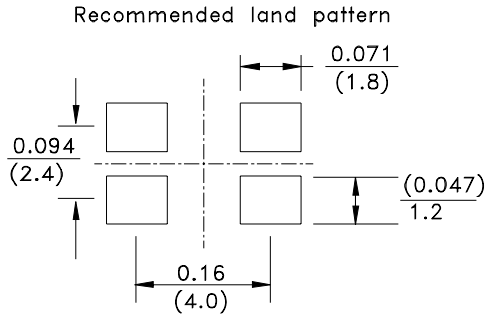

Table 2

Height (mm)		Chamfer PIN #
ABM3B	1.1mm max	#1 (Default), #4 (See Note)
ABM3B1	0.8mm max	#1 (Default), #4 (See Note)

Note: Due to the availability of raw materials, this part may be manufactured with the chamfer on pin 4. Be advised that this does not affect the electrical characteristics of the crystal in any way.

Dimension : Inches (mm)

Downloaded from Arrow.com.

CERAMIC SMD CRYSTAL

ABM3B

RoHS Compliant

5.0 X 3.2 X 1.1mm

REFLOW PROFILE:

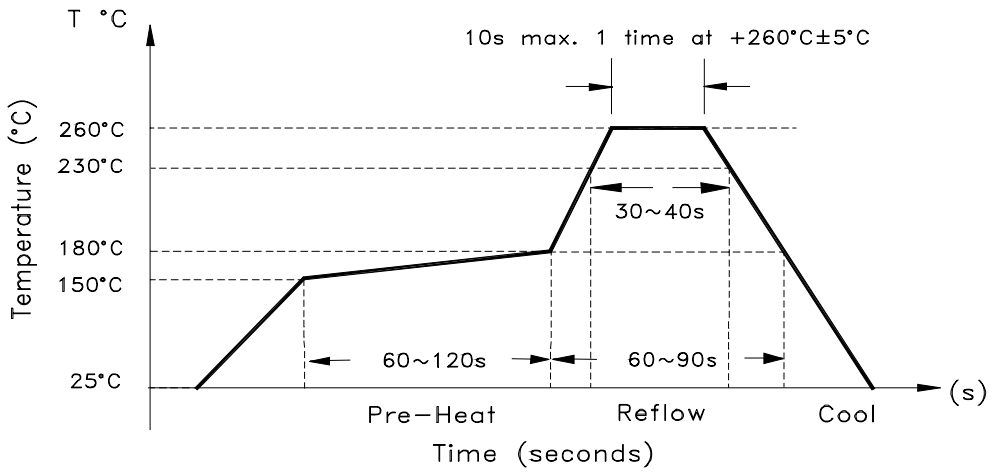

TAPE & REEL:

T=1000pcsTape and reel
T2=250pcsTape and reel

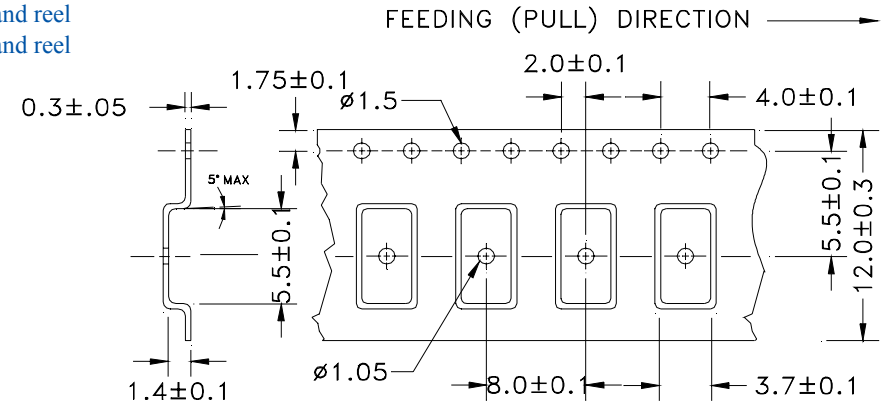

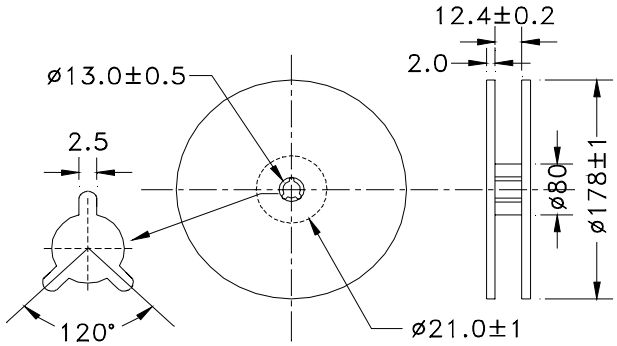

Dimension : mm

ATTENTION: Abracon Corporation's products are COTS – Commercial-Off-The-Shelf products; suitable for Commercial, Industrial and, where designated, Automotive Applications. Abracon's products are not specifically designed for Military, Aviation, Aerospace, Life-dependant Medical applications or any application requiring high reliability where component failure could result in loss of life and/or property. For applications requiring high reliability and/or presenting an extreme operating environment, written consent and authorization from Abracon Corporation is required. Please contact Abracon Corporation for more information.

Downloaded from Arrow.com.