

ELECTRICAL CHARACTERISTICS

Rating at 25 °C ambient temperature unless otherwise specified

Type No.		Breakdown voltage (Note 1)			Max. Leakage current @ V_{RM}		Clamping voltage 10/1000 μ s		αT max (Note 2)	C typ (Note 3)
		V_{BR}	@	I_R	I_{RM}	@ V_{RM}	V_{CL}	@ I_{PP}		
Unidirectional	Bidirectional	min (V)	max (V)	(mA)	(μ A)	(V)	max (V)	(A)	$10^{-4}/^{\circ}C$	(pF)
BZW50-10	BZW50-10B	11.1	13.6	1.0	5.0	10	18.8	266	7.8	24000
BZW50-12	BZW50-12B	13.3	16.3	1.0	5.0	12	22.0	227	8.4	18500
BZW50-15	BZW50-15B	16.6	20.4	1.0	5.0	15	26.9	186	8.8	13500
BZW50-18	BZW50-18B	20.0	24.4	1.0	5.0	18	32.2	155	9.2	1150
BZW50-22	BZW50-22B	24.4	29.8	1.0	5.0	22	39.4	127	9.6	8500
BZW50-27	BZW50-27B	30.0	36.6	1.0	5.0	27	48.3	103	9.8	7000
BZW50-33	BZW50-33B	36.6	44.7	1.0	5.0	33	59.0	85	10	5750
BZW50-39	BZW50-39B	43.3	53.0	1.0	5.0	39	69.4	72	10.1	4800
BZW50-47	BZW50-47B	52.0	63.6	1.0	5.0	47	83.2	60.1	10.3	4100
BZW50-56	BZW50-56B	62.2	76.0	1.0	5.0	56	99.6	50	10.4	3400
BZW50-68	BZW50-68B	75.6	92.4	1.0	5.0	68	121	41	10.5	3000
BZW50-82	BZW50-82B	91.0	111	1.0	5.0	82	145	34	10.6	2600
BZW50-100	BZW50-100B	111	136	1.0	5.0	100	179	28	10.7	2300
BZW50-120	BZW50-120B	133	163	1.0	5.0	120	215	23	10.8	1900
BZW50-150	BZW50-150B	166	204	1.0	5.0	150	269	19	10.8	1700
BZW50-180	BZW50-180B	200	244	1.0	5.0	180	322	16	10.8	1500

Notes:

- (1) Pulse test : $t_p < 50$ ms.
- (2) $\Delta V_{BR} = \alpha T * (T_a - 25) * V_{BR} (25^{\circ}C)$
- (3) $V_R = 0V$, $f = 1MHz$. For Bidirectional types, capacitance value is divided by 2.

RATING AND CHARACTERISTIC CURVES (BZW50 SERIES)

FIG.1 - PULSE DERATING CURVE

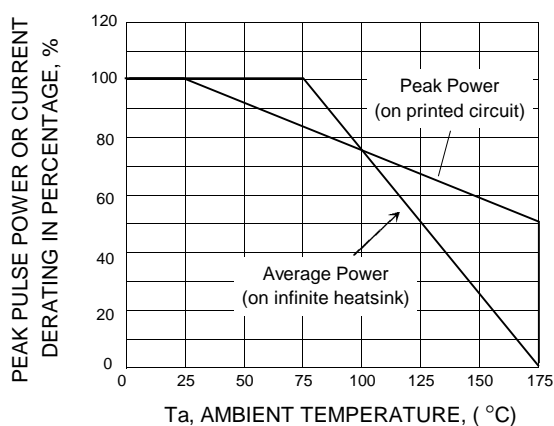


FIG.2 - MAXIMUM NON-REPETITIVE PEAK FORWARD SURGE CURRENT

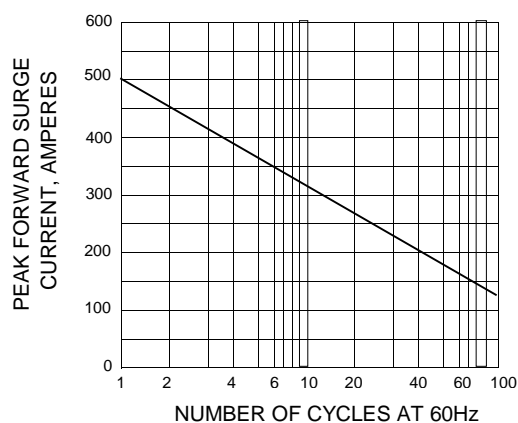


FIG.3 - STEADY STATE POWER DERATING

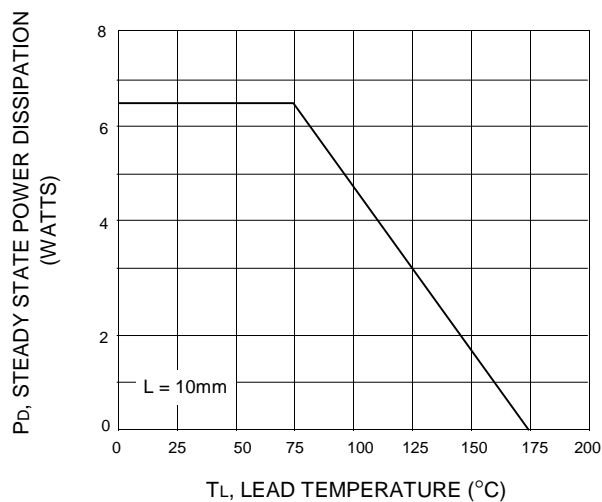


FIG.4 - PEAK PULSE POWER RATING CURVE

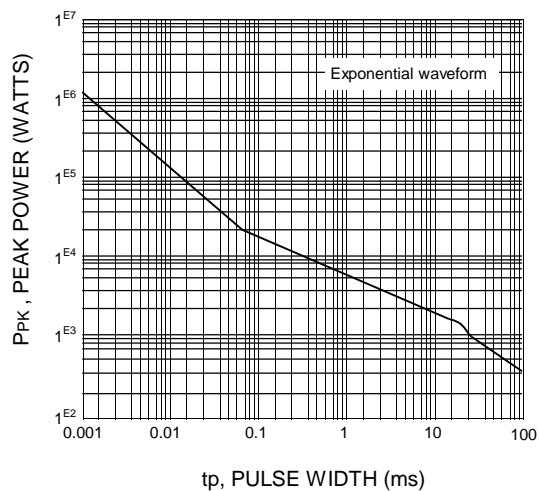


FIG.5 - PULSE WAVEFORM

