

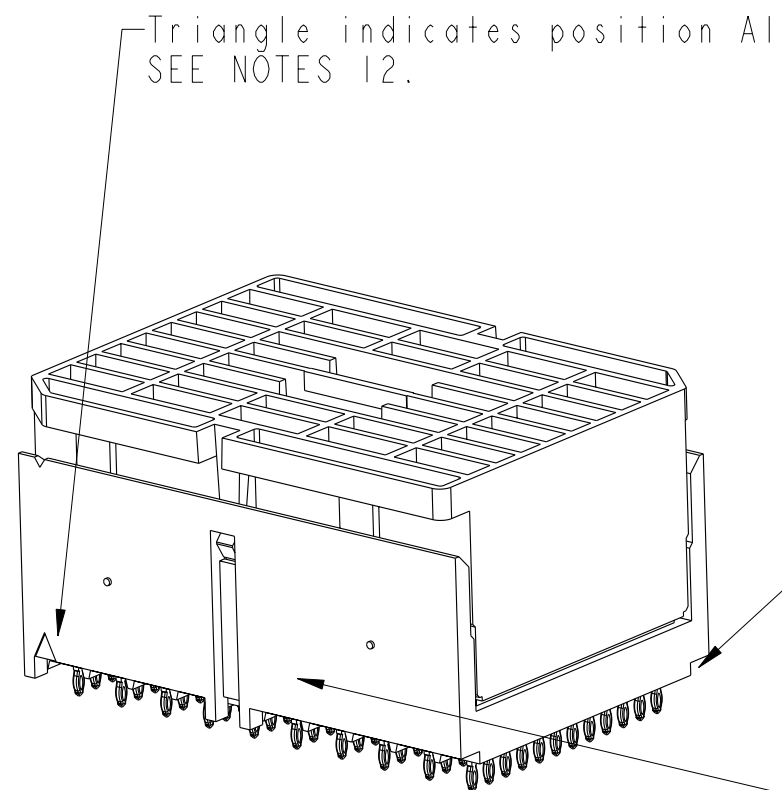
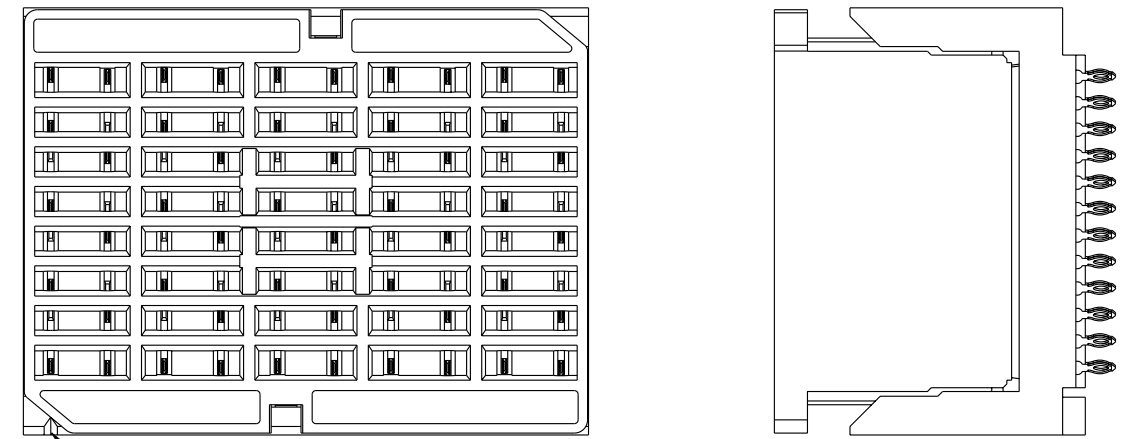
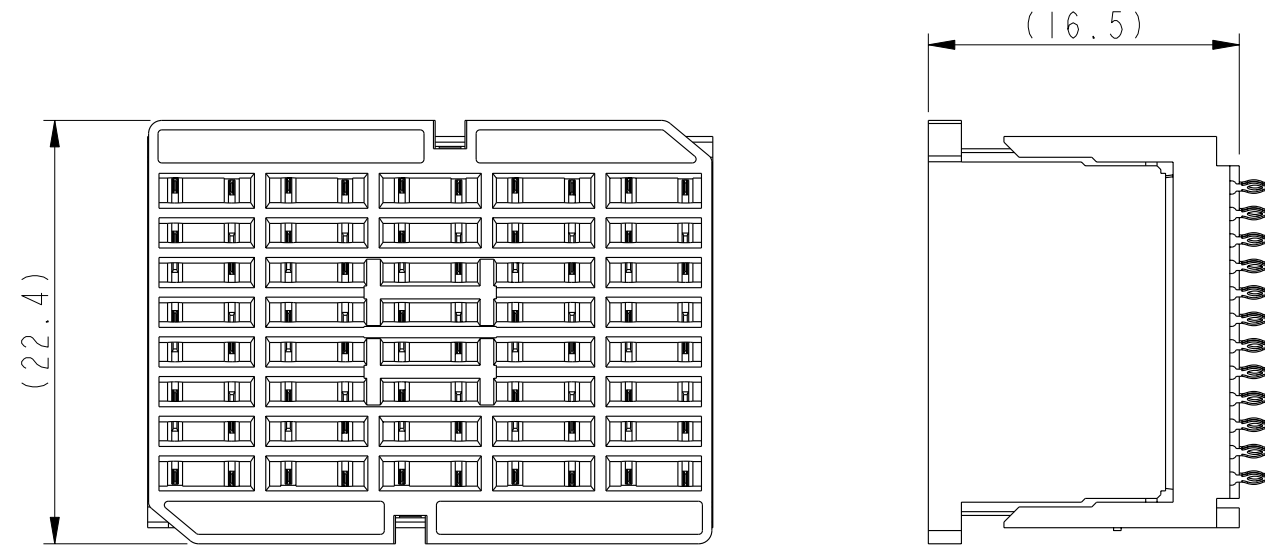
* Dectection pin of 3.9mm on standard positions H5.
For other detection pin option, please consult FCI.

| Partnumber \ Pin layout | 5.6mm Long pins (Typ Gnd) | 3.9mm * Short pins (Typ Detect) | 4.6mm Other pins (Typ Sign) |
|-------------------------|---|---------------------------------------|-----------------------------------|
| 10056430-1YZ0011(LF) | F1, F3, F5, F7, F9 G2, G4, G6, G8, G10 | --- | all other positions |
| 10056430-1YZ0031(LF) | F1, F3, F5, F7, F9 G2, G4, G6, G8, G10 | H5 | all other positions |



NARROW BODY

WIDE BODY



cut-out indicates opposite side of A1 indicator.
SEE NOTES 12.

NOTE 5 & 12.

Triangle indicates position A1.
SEE NOTES 12.

SEE NOTE 14.

SEE NOTE 13.



AirMax VS VERTICAL HEADER
4 pair, 120pos, 3mm, 10 IMLA
catalog no

| | | | |
|----------|--------------|------|---|
| dwg no | 10056430 | Rev. | C |
| CUSTOMER | sheet 3 of 5 | | |

1

2

3

4

NARROW BODY

WIDE BODY

10056430-101ABCI

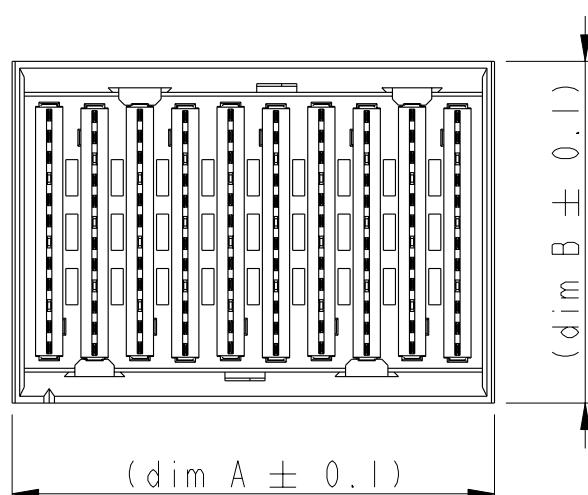
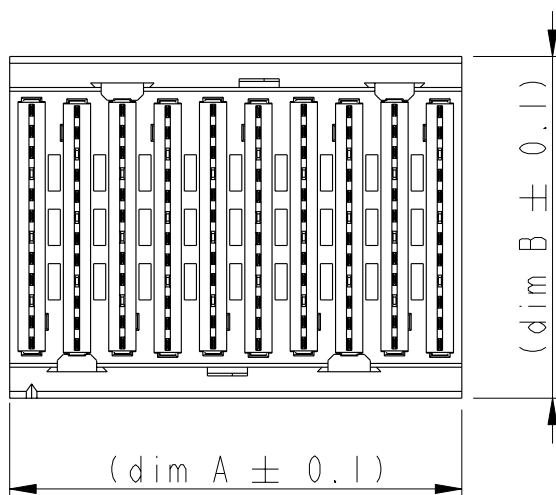
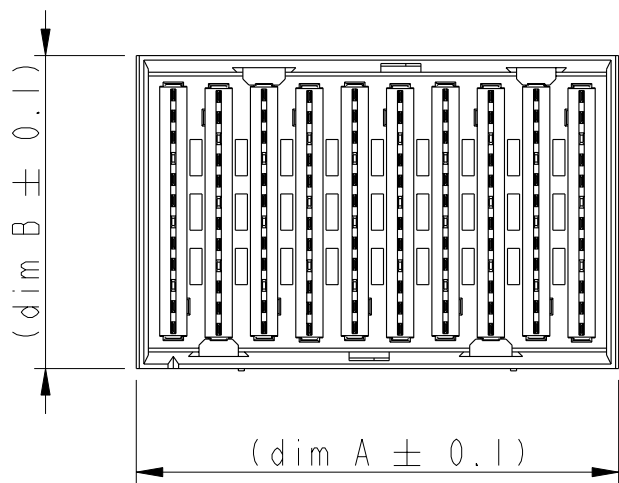
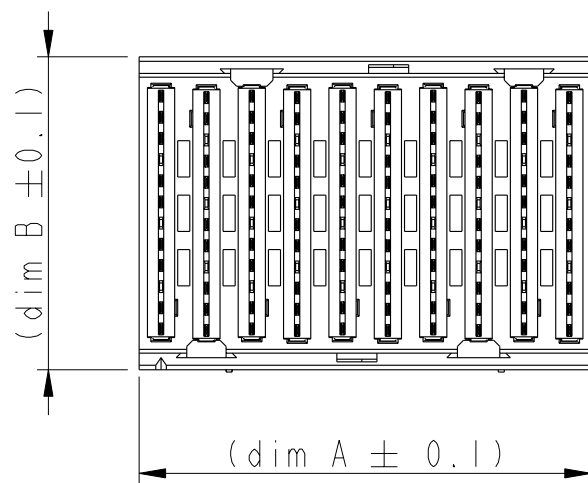
10056430-104ABCI

10056430-105ABCI

10056430-108ABCI

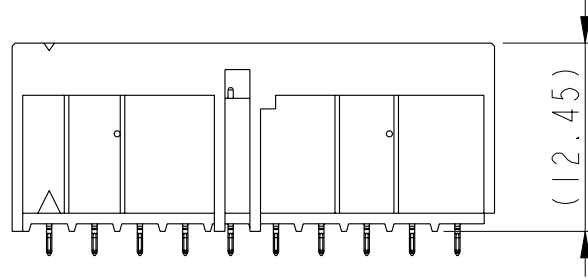
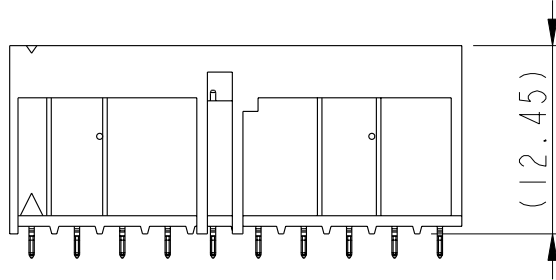
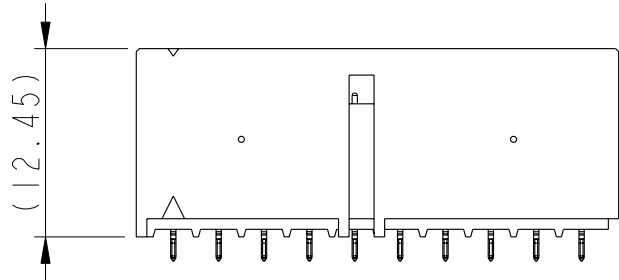
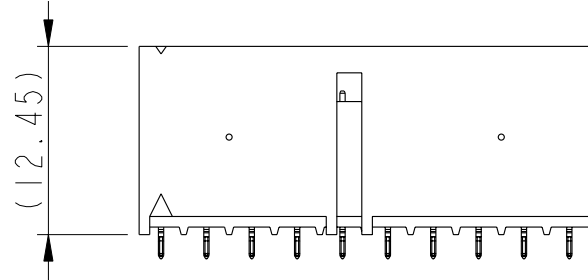
A

A



B

B



C

C

| PN / dim | A | B |
|----------------------|------|------|
| 10056430-101ABCI(LF) | 29.9 | 20.7 |
| 10056430-104ABCI(LF) | 31.9 | 20.7 |
| 10056430-105ABCI(LF) | 29.9 | 22.6 |
| 10056430-108ABCI(LF) | 31.9 | 22.6 |

D

D

FCi
Copyright FCI.

| | | | | | |
|---|------------------------------|--|----------|----------|--------------|
|  | title | | dwg no | | Rev. |
| | AirMax VS VERTICAL HEADER | | 10056430 | | C |
| | 4 pair, 120pos, 3mm, 10 IMLA | | | | |
| catalog no | | | - | CUSTOMER | sheet 4 of 5 |

1

2

3

