

Sensors > Pyroelectric Infrared Sensors > Pyroelectric Infrared Sensors

How to check EU RoHS Comliant of Our Products is [here](#).

Product Lifecycle Stage	in Production
Recommended Rank	Preferred














Specification

Global Part Number	IRS-A200ST01-R1
Previous Part Number	
Sensitivity (Typ.)	3.8mVp-p
Wave Length Range minimum	5μ m
Wave Length Range maximum	14μ m
Field of View	theta1=theta2=50°
Optical Filter	5μ m Long Pass
Electrode	(2.5x0.55mm)x2
Supply Voltage minimum	15V
Supply Voltage maximum	2V
Operating Temp. minimum	-40°C
Operating Temp. maximum	70°C
Storage Temp. minimum	-40°C
Storage Temp. maximum	85°C

Minimum Quantity

180mm Paper Tape	
180mm Embossed Tape	
330mm Paper Tape	
330mm Embossed Tape	1500
Bulk Case	
Bulk(Bag)	
Ammo Pack	
320Reel	
Magazine	
Box	

Details

- ?  [Part Numbering](#)
- ?  [Appearance](#)
- ?  [Dimensions](#)
- ?  [Pyroelectric Element](#)
- ?  [Features and Applications](#)
- ?  [Filter characteristics](#)
- ?  [Test circuit](#)
- ?  [Circuit diagrams](#)
- ?  [Notice\(storage and operating condition\)](#)
- ?  [Notice\(soldering and mounting\)](#)
- ?  [Tape Dimension](#)
- ?  [Reel Dimension](#)
- ?  [Standard Land Pattern](#)

Please approve our product specifications or to transact the approval sheet for product specifications before ordering. Please read rating and !Cautions first.
Product specifications in this catalog are as of January 2008.

All products and company names herein are trademarks or registered trademarks of their respective owners.