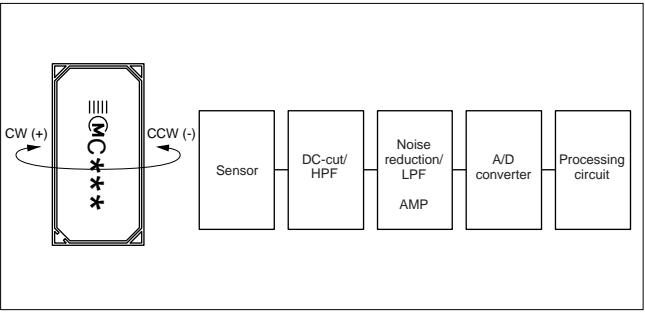


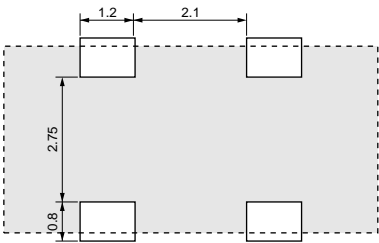
Application/Packaging

■ Application

- 1. One sensor detects rotation on one axis. If two axes are to be detected in the same equipment, two different types of sensors (EMC-03RC and EMC-03RD) should be used.
- 2. To reduce the effect of temperature drift (due to change of ambient temperature), a high pass filter must be connected to sensor output to eliminate DC component.
- 3. To suppress output noise component around 30-33kHz (resonant frequency of sensor element), a low pass filter which has higher cut-off frequency than required response frequency must be connected to sensor output.

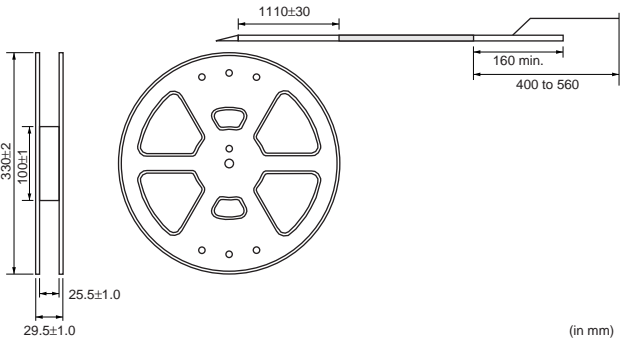


■ Dimensions of Land Pattern



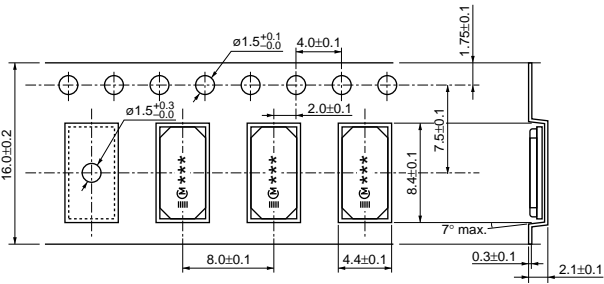
(in mm)

■ Dimensions of Reel



(in mm)

■ Dimensions of Plastic Tape



(in mm)

Notice

■ Notice (Storage and Operating Condition)

- 1. Do not install the sensor in a location in which condensation is likely to form on it.
- 2. This sensor must be installed where temperature does not vary significantly.
- 3. Do not use under excessive shocked or vibrated condition.

■ Notice (Soldering and Mounting)

This sensor must be installed in the correct position relative to the direction of rotation to be detected.

■ Notice (Handling)

- 1. Incorrect handling may affect sensor characteristics. Please note the following precautions;
 - (1) Do not subject the sensor to shock that exceeds the rated limit.
 - (2) Do not wash the sensor.
- 2. Precision electronic parts, such as ICs, are used for the sensor; therefore, it is necessary to take anti-static measures when handling.

● Part Numbering

Piezoelectric Gyroscopes (GYROSTAR®)

(Part Number)

EN	C-03RC	-02	
----	--------	-----	--

- ①Product ID
- ②Type
- ③Individual Specification Code
- ④Packaging

* "(Part Number)" shows only an example which might be different from actual part number.
* Any other definitions than "①Product ID" might have a different digit number from actual part number.

⚠Note • This PDF catalog is downloaded from the website of Murata Manufacturing co., Ltd. Therefore, it's specifications are subject to change or our products in it may be discontinued without advance notice. Please check with our sales representatives or product engineers before ordering.
• This PDF catalog has only typical specifications because there is no space for detailed specifications. Therefore, please approve our product specifications or transact the approval sheet for product specifications before ordering.

S42E.pdf
06.6.19

⚠Note:

1. Export Control
 <For customers outside Japan>
 Murata products should not be used or sold for use in the development, production, stockpiling or utilization of any conventional weapons or mass-destructive weapons (nuclear weapons, chemical or biological weapons, or missiles), or any other weapons.
 <For customers in Japan>
 For products which are controlled items subject to the “Foreign Exchange and Foreign Trade Law” of Japan, the export license specified by the law is required for export.
2. Please contact our sales representatives or product engineers before using the products in this catalog for the applications listed below, which require especially high reliability for the prevention of defects which might directly damage to a third party's life, body or property, or when one of our products is intended for use in applications other than those specified in this catalog.
 - ① Aircraft equipment
 - ② Aerospace equipment
 - ③ Undersea equipment
 - ④ Power plant equipment
 - ⑤ Medical equipment
 - ⑥ Transportation equipment (vehicles, trains, ships, etc.)
 - ⑦ Traffic signal equipment
 - ⑧ Disaster prevention / crime prevention equipment
 - ⑨ Data-processing equipment
 - ⑩ Application of similar complexity and/or reliability requirements to the applications listed in the above
3. Product specifications in this catalog are as of May 2006. They are subject to change or our products in it may be discontinued without advance notice. Please check with our sales representatives or product engineers before ordering. If there are any questions, please contact our sales representatives or product engineers.
4. Please read rating and ⚠CAUTION (for storage, operating, rating, soldering, mounting and handling) in this catalog to prevent smoking and/or burning, etc.
5. This catalog has only typical specifications because there is no space for detailed specifications. Therefore, please approve our product specifications or transact the approval sheet for product specifications before ordering.
6. Please note that unless otherwise specified, we shall assume no responsibility whatsoever for any conflict or dispute that may occur in connection with the effect of our and/or a third party's intellectual property rights and other related rights in consideration of your use of our products and/or information described or contained in our catalogs. In this connection, no representation shall be made to the effect that any third parties are authorized to use the rights mentioned above under licenses without our consent.
7. No ozone depleting substances (ODS) under the Montreal Protocol are used in our manufacturing process.

***muRata* Murata Manufacturing Co., Ltd.**

<http://www.murata.com/>

Head Office
1-10-1, Higashi Kotari, Nagaokakyo-shi, Kyoto 617-8555, Japan
Phone: 81-75-951-9111

International Division
3-29-12, Shibuya, Shibuya-ku, Tokyo 150-0002, Japan
Phone: 81-3-5469-6123 Fax: 81-3-5469-6155 E-mail: intl@murata.co.jp