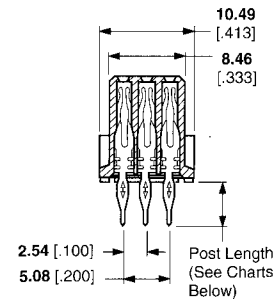
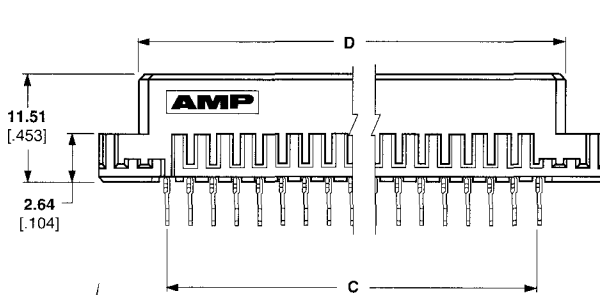
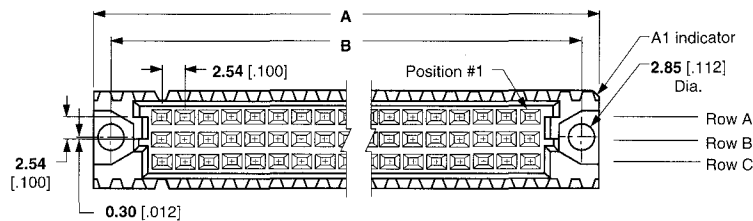
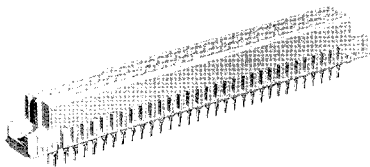


**Type C Vertical Receptacle Assemblies with ACTION PIN Posts for PC Board Mount (0.30 x 0.61 [.012 x .024])**



**Material**

**Housing** — Glass filled polymer  
**Contacts** — Copper alloy

**Related Product Data**

**DIN Performance Levels** — Page 6  
**Performance Specifications** — Page 7

**Mateable Connectors** — Pages 17, 18, 19, 28, 52-54

**PC Board Hole Layout** — Page 58

**Accessories** — Pages 64, 68, 69

**ACTION PIN Contacts** — Pages 70, 71

**Application Tooling** — Pages 72, 73

**Technical Documents** — Page 74:

DIN Specification 41612  
IEC Specification 60603-2  
Application Specification 114-9014  
Instruction Sheet 408-6927

Type C Assemblies

**Standard Size (For PC Board Thicknesses of 1.57 [.062] and Above)**

Number of Positions	Rows Loaded	Dimensions				Post Length	DIN Level	Part Number
		A	B	C	D			
96	A,B,C	93.98	90.00	78.74	85.00	3.70	II	4-1393637-6
		3.700	3.543	3.100	3.346	.146		535032-5
		4.83	4.83	4.83	4.83	.190	535056-5 <sup>1</sup>	
64	A,C	93.98	90.00	78.74	85.00	6.00	I	1-1393638-2
		3.700	3.543	3.100	3.346	.236		1393637-9
		4.83	4.83	4.83	4.83	.190	535059-5	
							II	535059-4

**Half Size (For PC Board Thicknesses of 1.57 [.062] and Above)**

Number of Positions	Rows Loaded	Dimensions				Post Length	DIN Level	Part Number
		A	B	C	D			
48	A,B,C	54.34	49.37	38.10	44.35	3.70	II	4-1393637-4
		2.100	1.944	1.500	1.746	.146		535034-5
		4.83	4.83	4.83	4.83	.190	535034-4	
32	A,C	54.34	49.37	38.10	44.35	4.83	II	535068-5
		2.100	1.944	1.500	1.746	.190		

**Expanded Size (For PC Board Thicknesses of 1.57 [.062] and Above)**

Number of Positions	Rows Loaded	Dimensions				Post Length	DIN Level	Part Number
		A	B	C	D			
120	A,B,C	114.30	110.31	99.06	105.31	4.83	II	535079-5
		4.500	4.343	3.900	4.146			
150	A,B,C	139.70	135.71	124.46	130.71	4.83	II	535080-5
		5.500	5.343	4.900	5.146			

<sup>1</sup> Without mounting ears.

**Connectors on this page are toolless (flat rock).**

When connectors are installed using an SM-3 Machine, a spacer of 26.67 [1.050] is needed to make up height difference.