

ELECTRICAL CHARACTERISTICS ($T_A = 25\text{ }^{\circ}\text{C}$ unless otherwise noted)						
PARAMETER	TEST CONDITIONS		SYMBOL	TYP.	MAX.	UNIT
Breakdown voltage	$I_R = 1.0\text{ mA}$	$T_J = 25\text{ }^{\circ}\text{C}$	V_{BR}	100 (minimum)	-	V
Instantaneous forward voltage per diode ⁽¹⁾	$I_F = 8\text{ A}$	$T_J = 25\text{ }^{\circ}\text{C}$	V_F	0.64	-	V
	$I_F = 15\text{ A}$	$T_J = 25\text{ }^{\circ}\text{C}$		0.78	0.85	
Reverse current per diode ⁽²⁾	$V_R = 70\text{ V}$	$T_J = 25\text{ }^{\circ}\text{C}$	I_R	3.30	-	μA
	$V_R = 100\text{ V}$	$T_J = 125\text{ }^{\circ}\text{C}$		3.25	-	mA
	$V_R = 70\text{ V}$	$T_J = 25\text{ }^{\circ}\text{C}$	I_R	13.7	300	μA
	$V_R = 100\text{ V}$	$T_J = 125\text{ }^{\circ}\text{C}$		7.2	20	mA

Notes:(1) Pulse test: 300 μs pulse width, 1 % duty cycle(2) Pulse test: Pulse width $\leq 40\text{ ms}$

THERMAL CHARACTERISTICS ($T_A = 25\text{ }^{\circ}\text{C}$ unless otherwise noted)			
PARAMETER	SYMBOL	V30100P	UNIT
Typical thermal resistance per diode	$R_{\theta JC}$	2.0	$^{\circ}\text{C/W}$

ORDERING INFORMATION (Example)				
PREFERRED P/N	UNIT WEIGHT (g)	PREFERRED PACKAGE CODE	BASE QUANTITY	DELIVERY MODE
V30100P-E3/45	6.12	45	30/tube	Tube

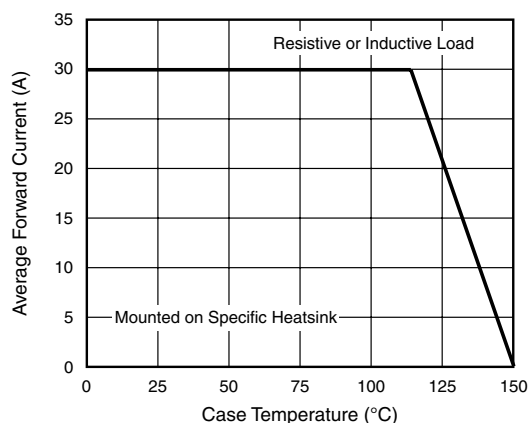
RATINGS AND CHARACTERISTICS CURVES($T_A = 25\text{ }^{\circ}\text{C}$ unless otherwise noted)

Figure 1. Forward Current Derating Curve

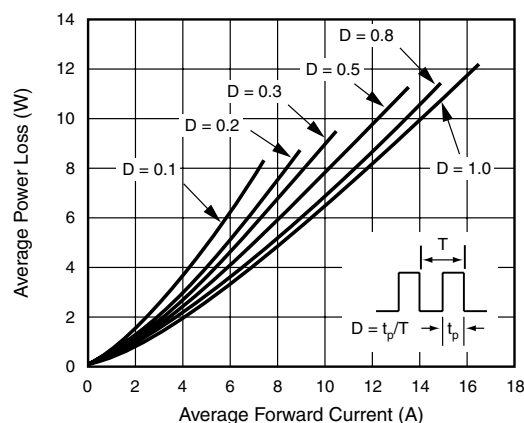


Figure 2. Forward Power Loss Characteristics Per Diode

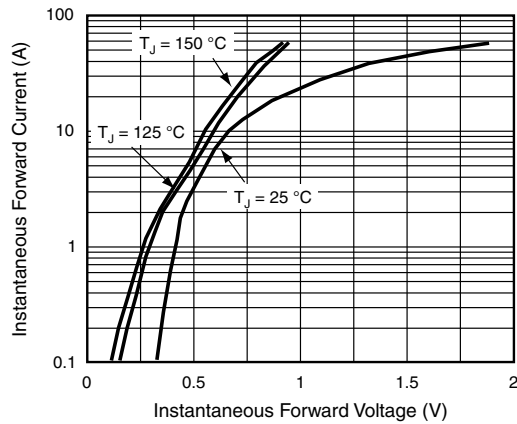


Figure 3. Typical Instantaneous Forward Characteristics Per Diode

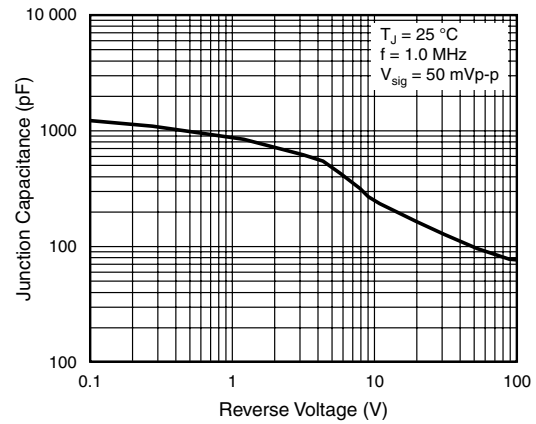


Figure 5. Typical Junction Capacitance Per Diode

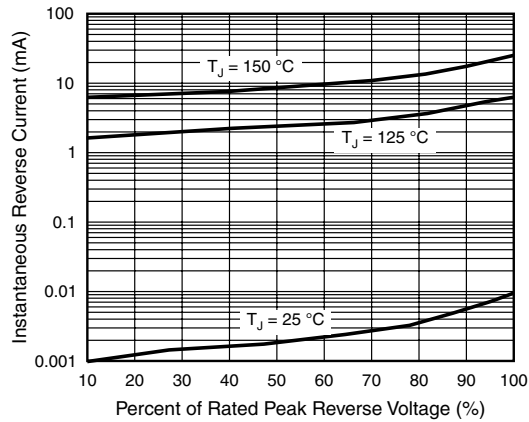


Figure 4. Typical Reverse Characteristics Per Diode

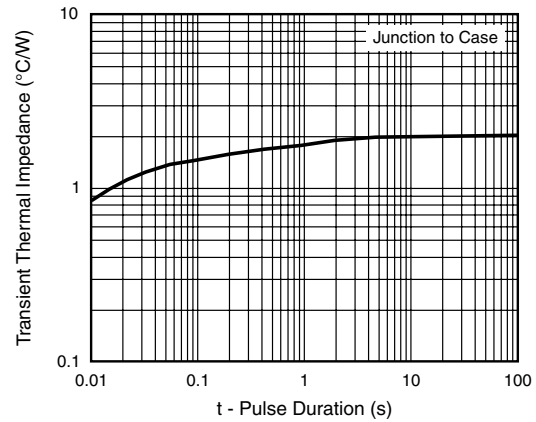
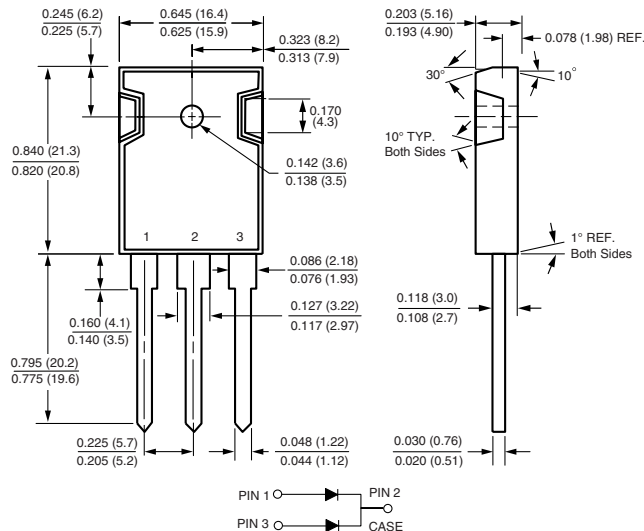


Figure 6. Typical Transient Thermal Impedance Per Diode

PACKAGE OUTLINE DIMENSIONS in inches (millimeters)

TO-247AD (TO-3P)





Disclaimer

All product specifications and data are subject to change without notice.

Vishay Intertechnology, Inc., its affiliates, agents, and employees, and all persons acting on its or their behalf (collectively, "Vishay"), disclaim any and all liability for any errors, inaccuracies or incompleteness contained herein or in any other disclosure relating to any product.

Vishay disclaims any and all liability arising out of the use or application of any product described herein or of any information provided herein to the maximum extent permitted by law. The product specifications do not expand or otherwise modify Vishay's terms and conditions of purchase, including but not limited to the warranty expressed therein, which apply to these products.

No license, express or implied, by estoppel or otherwise, to any intellectual property rights is granted by this document or by any conduct of Vishay.

The products shown herein are not designed for use in medical, life-saving, or life-sustaining applications unless otherwise expressly indicated. Customers using or selling Vishay products not expressly indicated for use in such applications do so entirely at their own risk and agree to fully indemnify Vishay for any damages arising or resulting from such use or sale. Please contact authorized Vishay personnel to obtain written terms and conditions regarding products designed for such applications.

Product names and markings noted herein may be trademarks of their respective owners.