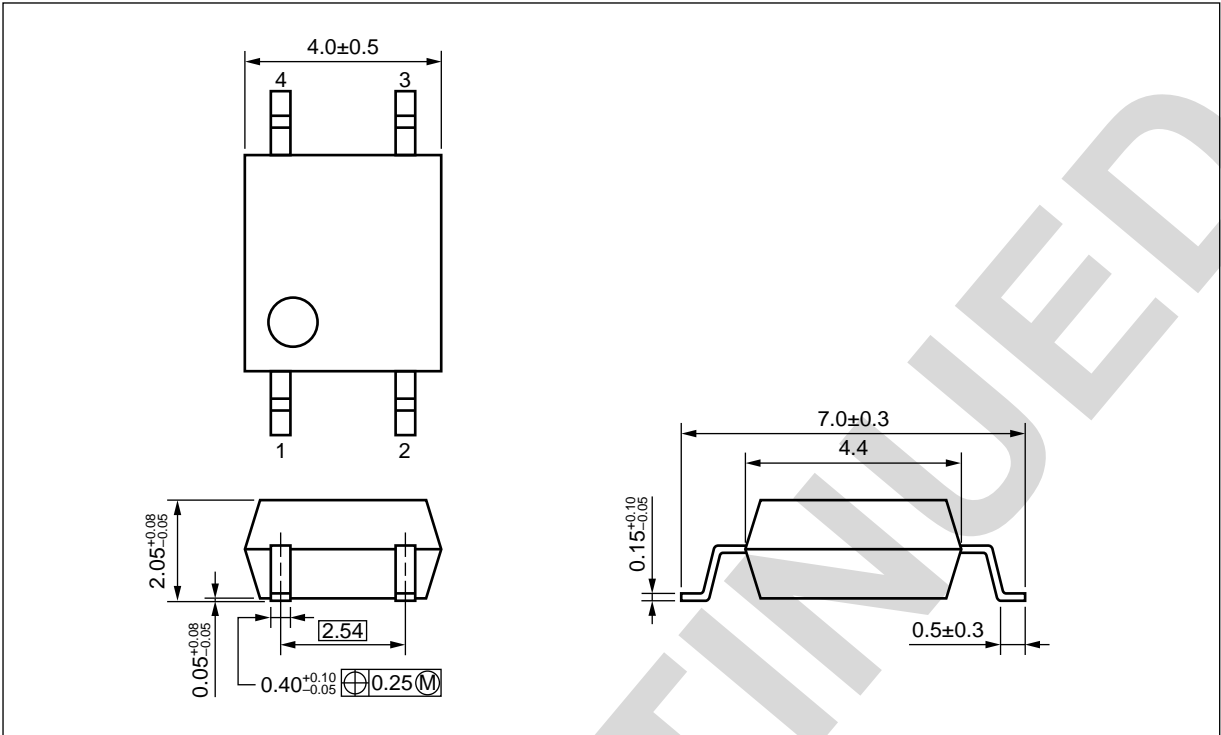


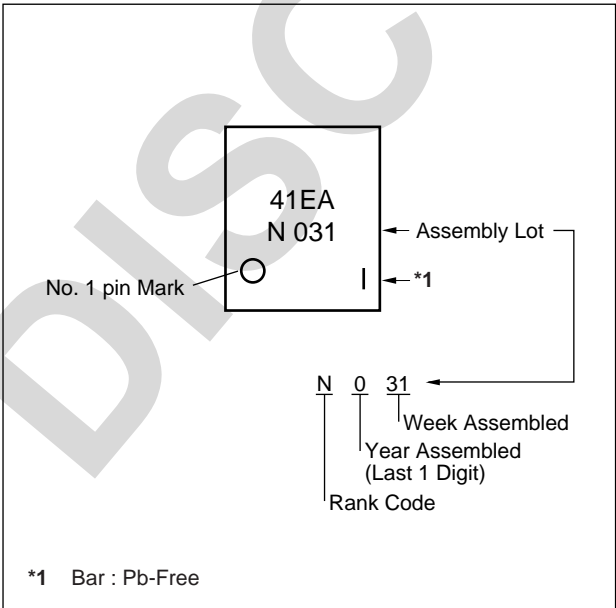
PACKAGE DIMENSIONS (UNIT: mm)



★ PHOTOCOUPLER CONSTRUCTION

Parameter	Unit (MIN.)
Air Distance	5 mm
Outer Creepage Distance	5 mm
Isolation Distance	0.4 mm

★ MARKING EXAMPLE



ORDERING INFORMATION

Part Number	Order Number	Solder Plating Specification	Packing Style	Safety Standard Approval	Application Part Number ^{*1}
PS7241E-1A	PS7241E-1A-A	Pb-Free	Magazine case 100 pcs	Standard products (UL, BSI approved)	PS7241E-1A
PS7241E-1A-E3	PS7241E-1A-E3-A		Embossed Tape 900 pcs/reel		
PS7241E-1A-E4	PS7241E-1A-E4-A				
PS7241E-1A-F3	PS7241E-1A-F3-A		Embossed Tape 3 500 pcs/reel		
PS7241E-1A-F4	PS7241E-1A-F4-A				

*1 For the application of the Safety Standard, following part number should be used.

ABSOLUTE MAXIMUM RATINGS (T_A = 25°C, unless otherwise specified)

Parameter		Symbol	Ratings	Unit
Diode	Forward Current (DC)	I _F	50	mA
	Reverse Voltage	V _R	5.0	V
	Power Dissipation	P _D	50	mW
	Peak Forward Current ^{*1}	I _{FP}	1	A
MOS FET	Break Down Voltage	V _L	400	V
	Continuous Load Current	I _L	120	mA
	Pulse Load Current ^{*2} (AC/DC Connection)	I _{LP}	240	mA
	Power Dissipation	P _D	300	mW
Isolation Voltage ^{*3}		BV	1 500	Vr.m.s.
Total Power Dissipation		P _T	350	mW
Operating Ambient Temperature		T _A	-40 to +85	°C
Storage Temperature		T _{stg}	-40 to +100	°C

*1 PW = 100 μs, Duty Cycle = 1%

*2 PW = 100 ms, 1 shot

*3 AC voltage for 1 minute at T_A = 25°C, RH = 60% between input and output.
Pins 1-2 shorted together, 3-4 shorted together.

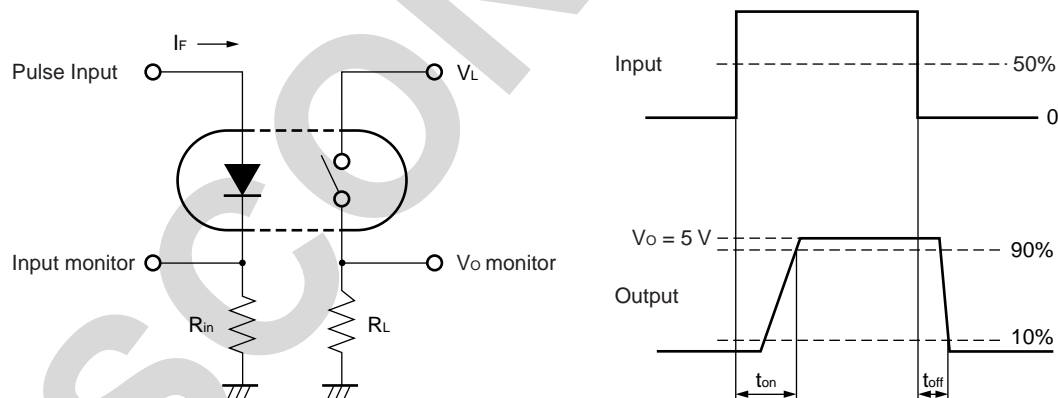
RECOMMENDED OPERATING CONDITIONS ($T_A = 25^\circ\text{C}$)

Parameter	Symbol	MIN.	TYP.	MAX.	Unit
LED Operating Current	I_F	4	10	20	mA
LED Off Voltage	V_F	0		0.5	V

ELECTRICAL CHARACTERISTICS ($T_A = 25^\circ\text{C}$)

	Parameter	Symbol	Conditions	MIN.	TYP.	MAX.	Unit
Diode	Forward Voltage	V_F	$I_F = 10\text{ mA}$		1.2	1.4	V
	Reverse Current	I_R	$V_R = 5\text{ V}$			5.0	μA
MOS FET	Off-state Leakage Current	I_{Loff}	$V_D = 400\text{ V}$			1.0	μA
	Output Capacitance	C_{out}	$V_D = 0\text{ V}, f = 1\text{ MHz}$		50		pF
Coupled	LED On-state Current	I_{Fon}	$I_L = 120\text{ mA}$			4.0	mA
	On-state Resistance	R_{on1}	$I_F = 10\text{ mA}, I_L = 10\text{ mA}$		22	30	Ω
		R_{on2}	$I_F = 10\text{ mA}, I_L = 120\text{ mA}, t \leq 10\text{ ms}$		17	23	
	Turn-on Time ^{*1,2}	t_{on}	$I_F = 10\text{ mA}, V_O = 5\text{ V}, R_L = 500\text{ }\Omega,$ $PW \geq 10\text{ ms}$		0.5	1.0	ms
	Turn-off Time ^{*1,2}	t_{off}			0.07	0.2	
	Isolation Resistance	$R_{\text{I-O}}$	$V_{\text{I-O}} = 1.0\text{ kV}_{\text{DC}}$	10^9			Ω
	Isolation Capacitance	$C_{\text{I-O}}$	$V = 0\text{ V}, f = 1\text{ MHz}$		0.5		pF

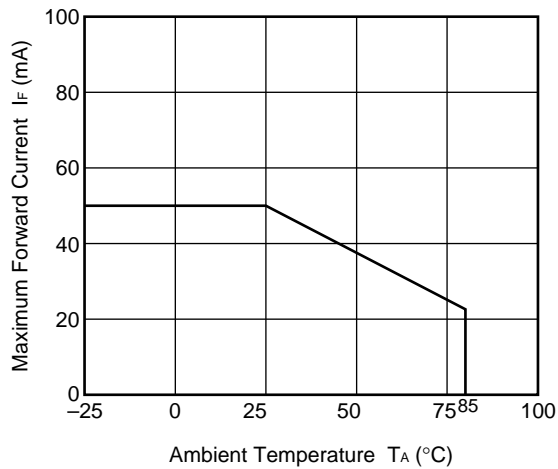
*1 Test Circuit for Switching Time

*2 The turn-on time and turn-off time are specified as input-pulse width $\geq 10\text{ ms}$.

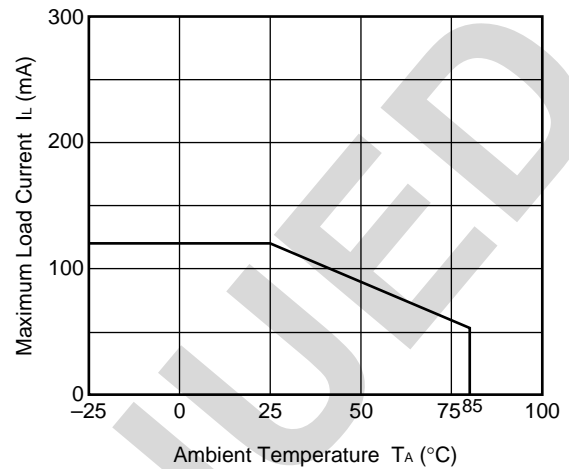
Be aware that when the device operates with an input-pulse width less than 10 ms, the turn-on time and turn-off time will increase.

TYPICAL CHARACTERISTICS ($T_A = 25^\circ\text{C}$, unless otherwise specified)

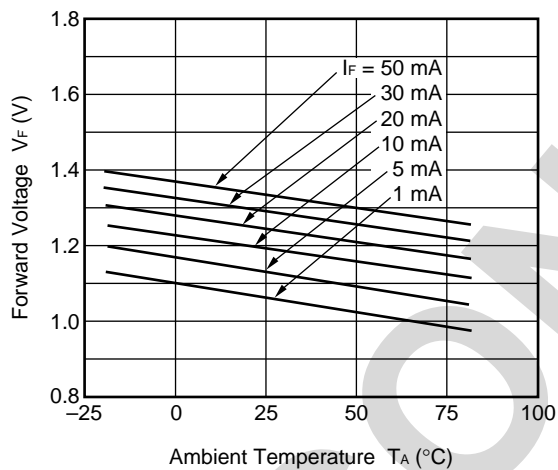
MAXIMUM FORWARD CURRENT vs. AMBIENT TEMPERATURE



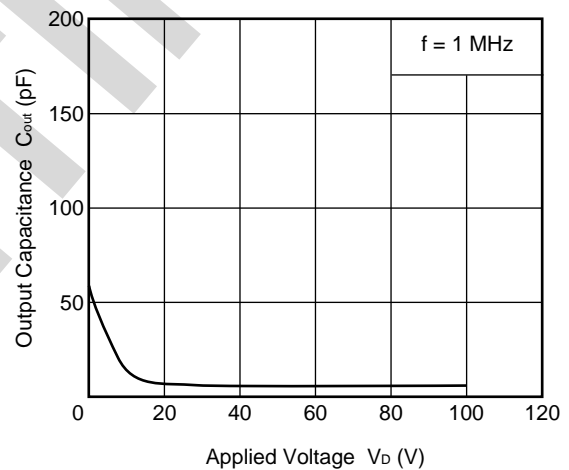
MAXIMUM LOAD CURRENT vs. AMBIENT TEMPERATURE



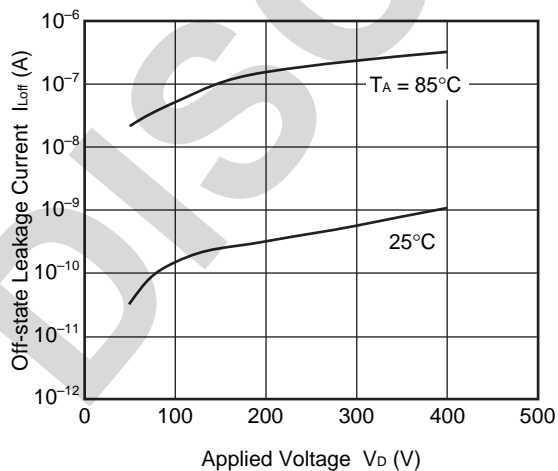
FORWARD VOLTAGE vs. AMBIENT TEMPERATURE



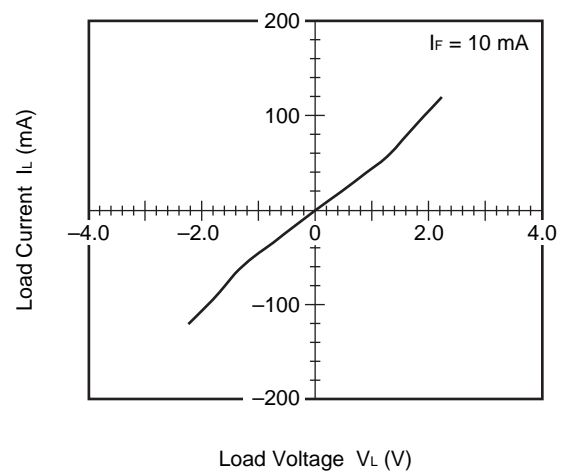
OUTPUT CAPACITANCE vs. APPLIED VOLTAGE



OFF-STATE LEAKAGE CURRENT vs. APPLIED VOLTAGE

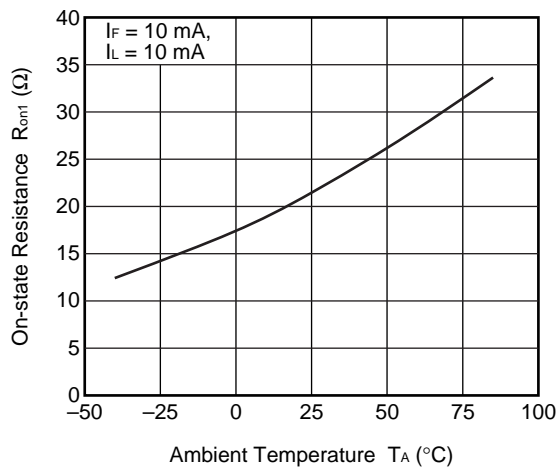


LOAD CURRENT vs. LOAD VOLTAGE

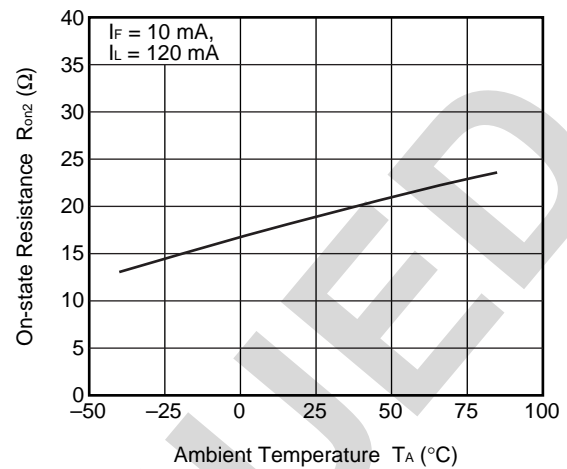


Remark The graphs indicate nominal characteristics.

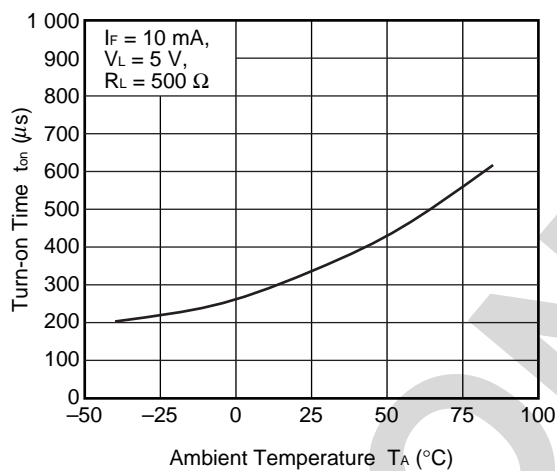
ON-STATE RESISTANCE vs.
AMBIENT TEMPERATURE



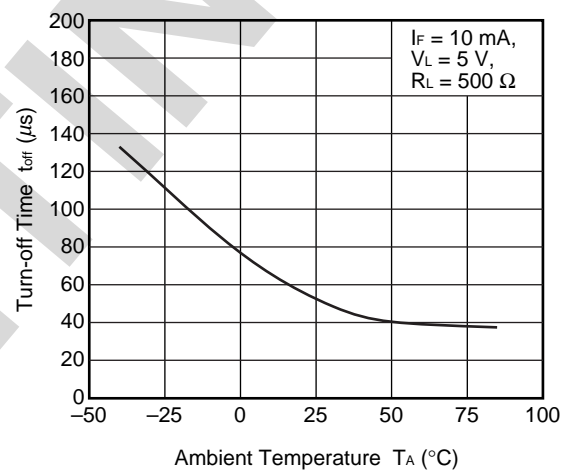
ON-STATE RESISTANCE vs.
AMBIENT TEMPERATURE



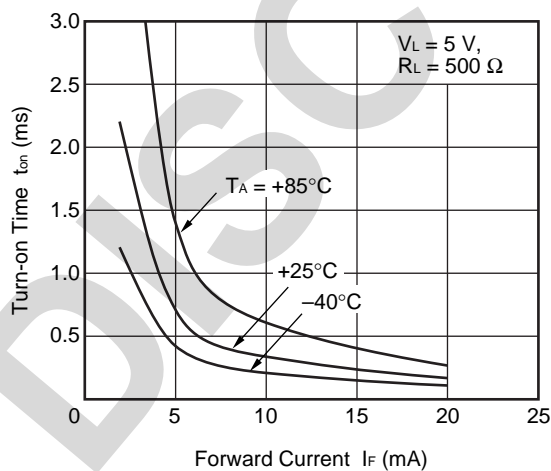
TURN-ON TIME vs.
AMBIENT TEMPERATURE



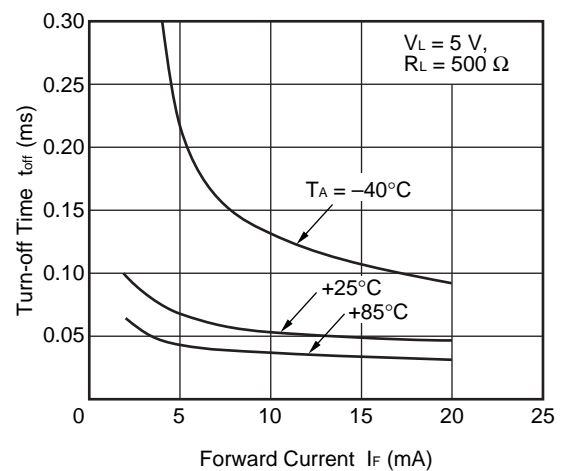
TURN-OFF TIME vs.
AMBIENT TEMPERATURE



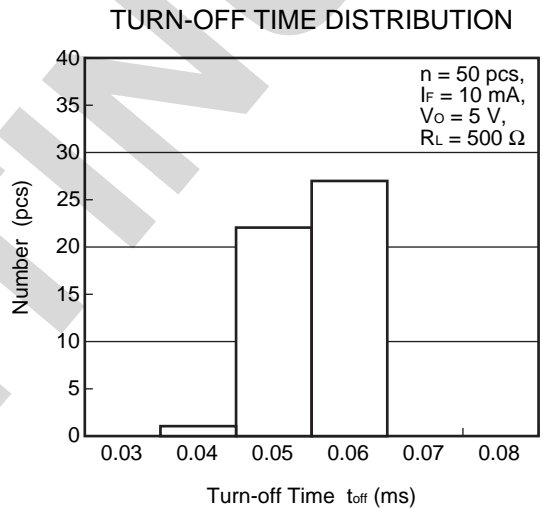
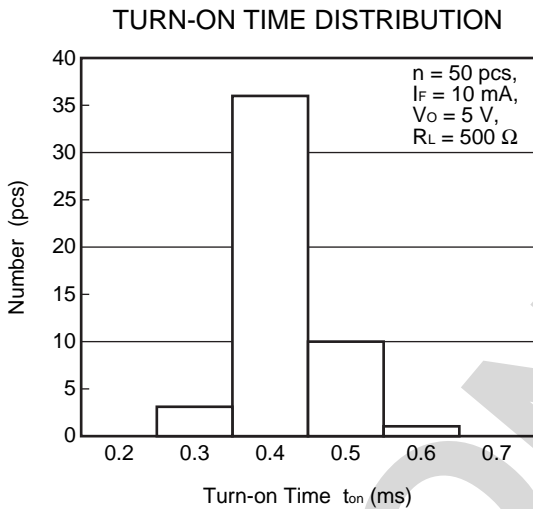
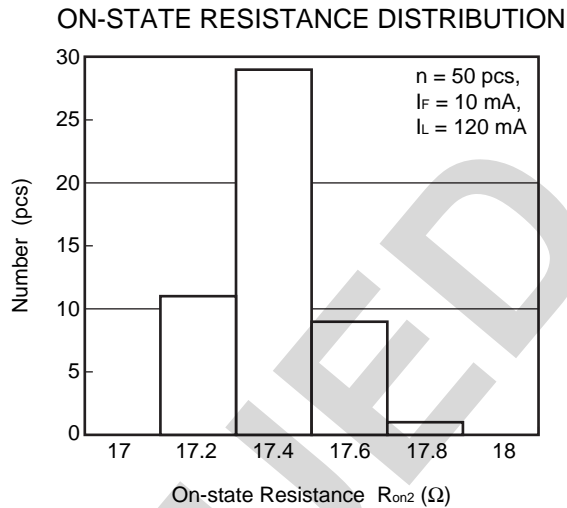
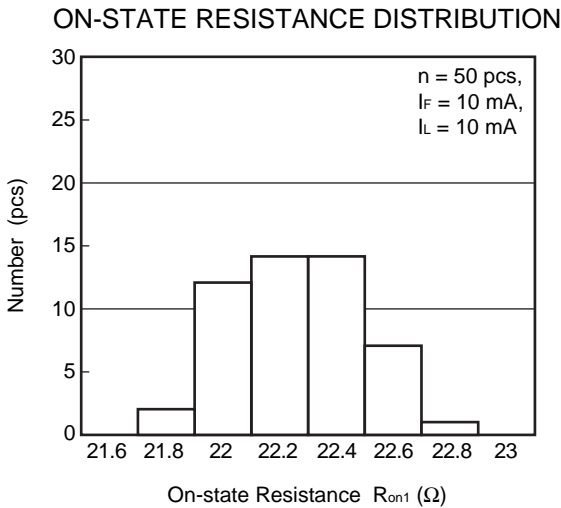
TURN-ON TIME vs. FORWARD CURRENT



TURN-OFF TIME vs. FORWARD CURRENT



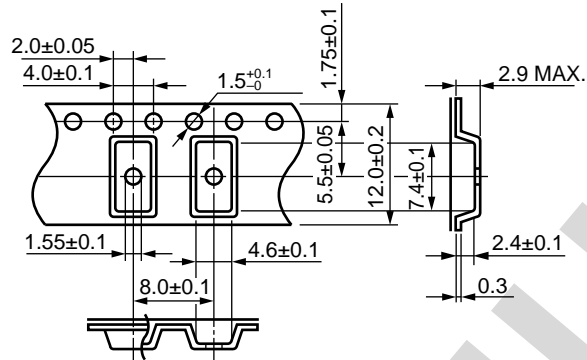
Remark The graphs indicate nominal characteristics.



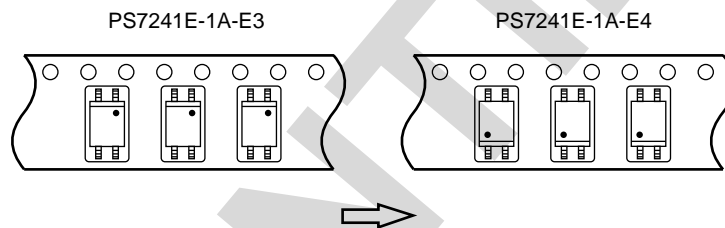
Remark The graphs indicate nominal characteristics.

TAPING SPECIFICATIONS (in millimeters)

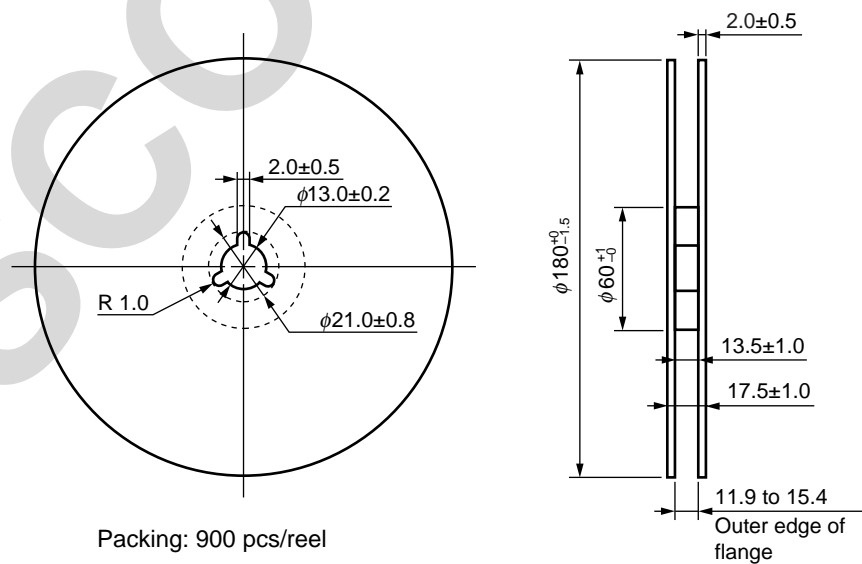
Outline and Dimensions (Tape)



Tape Direction

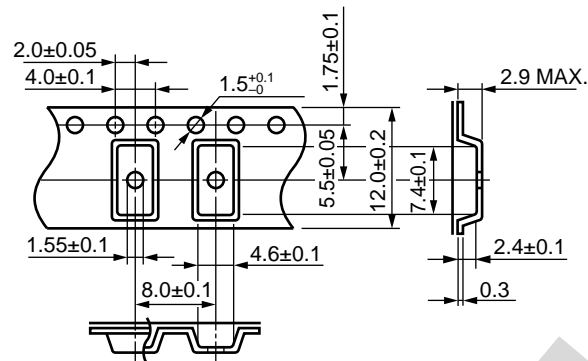


Outline and Dimensions (Reel)

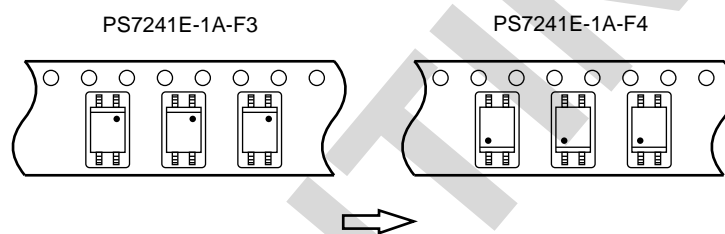


Packing: 900 pcs/reel

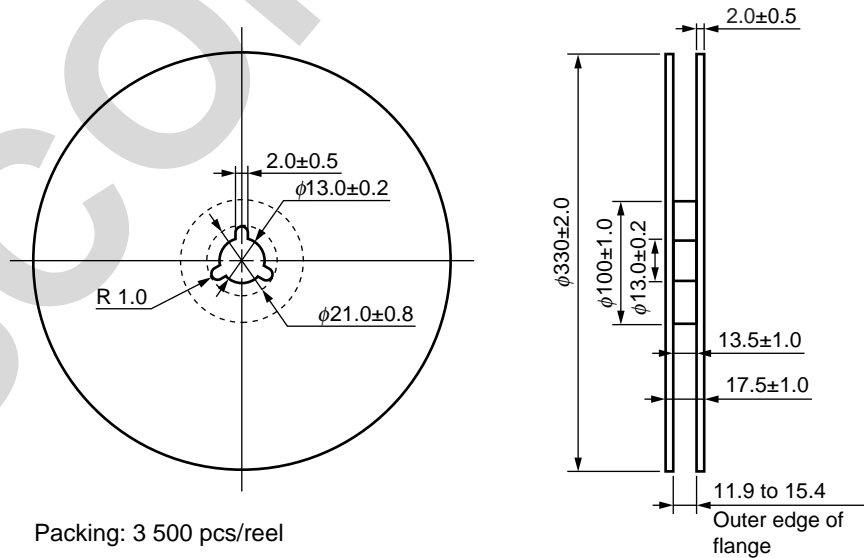
Outline and Dimensions (Tape)



Tape Direction



Outline and Dimensions (Reel)

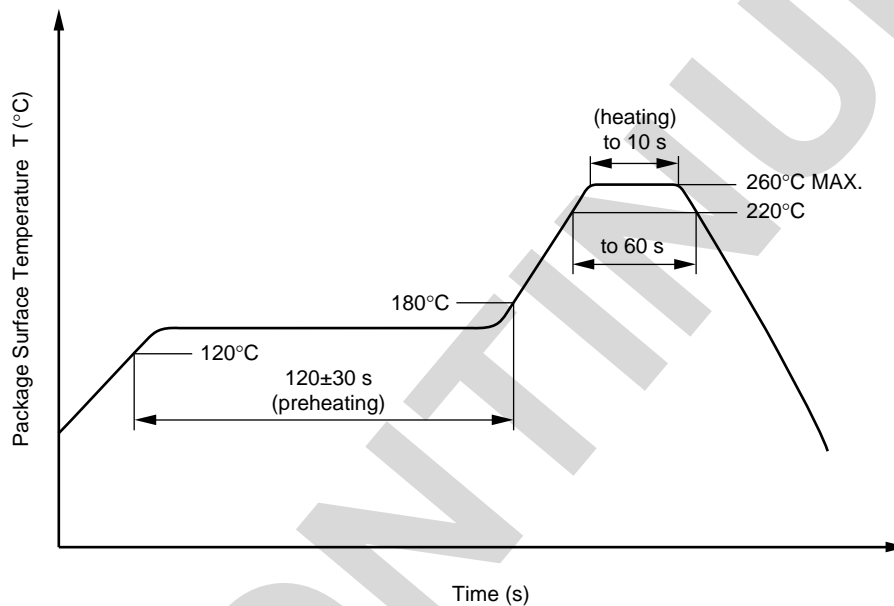


Packing: 3 500 pcs/reel

RECOMMENDED SOLDERING CONDITIONS**(1) Infrared reflow soldering**

- Peak reflow temperature 260°C or below (package surface temperature)
- Time of peak reflow temperature 10 seconds or less
- Time of temperature higher than 220°C 60 seconds or less
- Time to preheat temperature from 120 to 180°C 120±30 s
- Number of reflows Three
- Flux Rosin flux containing small amount of chlorine (The flux with a maximum chlorine content of 0.2 Wt% is recommended.)

Recommended Temperature Profile of Infrared Reflow

**(2) Wave soldering**

- Temperature 260°C or below (molten solder temperature)
- Time 10 seconds or less
- Preheating conditions 120°C or below (package surface temperature)
- Number of times One
- Flux Rosin flux containing small amount of chlorine (The flux with a maximum chlorine content of 0.2 Wt% is recommended.)

(3) Soldering by soldering iron

- Peak temperature (lead part temperature) 350°C or below
- Time (each pins) 3 seconds or less
- Flux Rosin flux containing small amount of chlorine (The flux with a maximum chlorine content of 0.2 Wt% is recommended.)

(a) Soldering of leads should be made at the point 1.5 to 2.0 mm from the root of the lead.

(b) Please be sure that the temperature of the package would not be heated over 100°C.

(4) Cautions

- Fluxes

Avoid removing the residual flux with freon-based and chlorine-based cleaning solvent.

USAGE CAUTIONS

1. Protect against static electricity when handling.
2. Avoid storage at a high temperature and high humidity.

DISCONTINUED

<div data-bbox="175 224 287 280">Caution</div> <div data-bbox="295 235 446 268">GaAs Products</div>	<p>This product uses gallium arsenide (GaAs). GaAs vapor and powder are hazardous to human health if inhaled or ingested, so please observe the following points.</p> <ul style="list-style-type: none">• Follow related laws and ordinances when disposing of the product. If there are no applicable laws and/or ordinances, dispose of the product as recommended below.<ol style="list-style-type: none">1. Commission a disposal company able to (with a license to) collect, transport and dispose of materials that contain arsenic and other such industrial waste materials.2. Exclude the product from general industrial waste and household garbage, and ensure that the product is controlled (as industrial waste subject to special control) up until final disposal.• Do not burn, destroy, cut, crush, or chemically dissolve the product.• Do not lick the product or in any way allow it to enter the mouth.
--	--

DISCONTINUED

NOTICE

1. Descriptions of circuits, software and other related information in this document are provided only to illustrate the operation of semiconductor products and application examples. You are fully responsible for the incorporation of these circuits, software, and information in the design of your equipment. California Eastern Laboratories and Renesas Electronics assumes no responsibility for any losses incurred by you or third parties arising from the use of these circuits, software, or information.
2. California Eastern Laboratories has used reasonable care in preparing the information included in this document, but California Eastern Laboratories does not warrant that such information is error free. California Eastern Laboratories and Renesas Electronics assumes no liability whatsoever for any damages incurred by you resulting from errors in or omissions from the information included herein.
3. California Eastern Laboratories and Renesas Electronics do not assume any liability for infringement of patents, copyrights, or other intellectual property rights of third parties by or arising from the use of Renesas Electronics products or technical information described in this document. No license, express, implied or otherwise, is granted hereby under any patents, copyrights or other intellectual property rights of California Eastern Laboratories or Renesas Electronics or others.
4. You should not alter, modify, copy, or otherwise misappropriate any Renesas Electronics product, whether in whole or in part. California Eastern Laboratories and Renesas Electronics assume no responsibility for any losses incurred by you or third parties arising from such alteration, modification, copy or otherwise misappropriation of Renesas Electronics product.
5. Renesas Electronics products are classified according to the following two quality grades: "Standard" and "High Quality". The recommended applications for each Renesas Electronics product depends on the product's quality grade, as indicated below. "Standard": Computers; office equipment; communications equipment; test and measurement equipment; audio and visual equipment; home electronic appliances; machine tools; personal electronic equipment; and industrial robots etc. "High Quality": Transportation equipment (automobiles, trains, ships, etc.); traffic control systems; anti-disaster systems; anti-crime systems; and safety equipment etc. Renesas Electronics products are neither intended nor authorized for use in products or systems that may pose a direct threat to human life or bodily injury (artificial life support devices or systems, surgical implantations etc.), or may cause serious property damages (nuclear reactor control systems, military equipment etc.). You must check the quality grade of each Renesas Electronics product before using it in a particular application. You may not use any Renesas Electronics product for any application for which it is not intended. California Eastern Laboratories and Renesas Electronics shall not be in any way liable for any damages or losses incurred by you or third parties arising from the use of any Renesas Electronics product for which the product is not intended by California Eastern Laboratories or Renesas Electronics.
6. You should use the Renesas Electronics products described in this document within the range specified by California Eastern Laboratories, especially with respect to the maximum rating, operating supply voltage range, movement power voltage range, heat radiation characteristics, installation and other product characteristics. California Eastern Laboratories shall have no liability for malfunctions or damages arising out of the use of Renesas Electronics products beyond such specified ranges.
7. Although Renesas Electronics endeavors to improve the quality and reliability of its products, semiconductor products have specific characteristics such as the occurrence of failure at a certain rate and malfunctions under certain use conditions. Further, Renesas Electronics products are not subject to radiation resistance design. Please be sure to implement safety measures to guard them against the possibility of physical injury, and injury or damage caused by fire in the event of the failure of a Renesas Electronics product, such as safety design for hardware and software including but not limited to redundancy, fire control and malfunction prevention, appropriate treatment for aging degradation or any other appropriate measures. Because the evaluation of microcomputer software alone is very difficult, please evaluate the safety of the final products or systems manufactured by you.
8. Please contact a California Eastern Laboratories sales office for details as to environmental matters such as the environmental compatibility of each Renesas Electronics product. Please use Renesas Electronics products in compliance with all applicable laws and regulations that regulate the inclusion or use of controlled substances, including without limitation, the EU RoHS Directive. California Eastern Laboratories and Renesas Electronics assume no liability for damages or losses occurring as a result of your noncompliance with applicable laws and regulations.
9. Renesas Electronics products and technology may not be used for or incorporated into any products or systems whose manufacture, use, or sale is prohibited under any applicable domestic or foreign laws or regulations. You should not use Renesas Electronics products or technology described in this document for any purpose relating to military applications or use by the military, including but not limited to the development of weapons of mass destruction. When exporting the Renesas Electronics products or technology described in this document, you should comply with the applicable export control laws and regulations and follow the procedures required by such laws and regulations.
10. It is the responsibility of the buyer or distributor of California Eastern Laboratories, who distributes, disposes of, or otherwise places the Renesas Electronics product with a third party, to notify such third party in advance of the contents and conditions set forth in this document, California Eastern Laboratories and Renesas Electronics assume no responsibility for any losses incurred by you or third parties as a result of unauthorized use of Renesas Electronics products.
11. This document may not be reproduced or duplicated in any form, in whole or in part, without prior written consent of California Eastern Laboratories.
12. Please contact a California Eastern Laboratories sales office if you have any questions regarding the information contained in this document or Renesas Electronics products, or if you have any other inquiries.

NOTE 1: "Renesas Electronics" as used in this document means Renesas Electronics Corporation and also includes its majority-owned subsidiaries.

NOTE 2: "Renesas Electronics product(s)" means any product developed or manufactured by or for Renesas Electronics.

NOTE 3: Products and product information are subject to change without notice.

CEL Headquarters • 4590 Patrick Henry Drive, Santa Clara, CA 95054 • Phone (408) 919-2500 • www.cel.com

For a complete list of sales offices, representatives and distributors,
Please visit our website: www.cel.com/contactus