

RATINGS AND CHARACTERISTIC CURVES

($T_A = 25^\circ\text{C}$ unless otherwise noted)

FIG. 1 - MAXIMUM FORWARD SURGE CURRENT

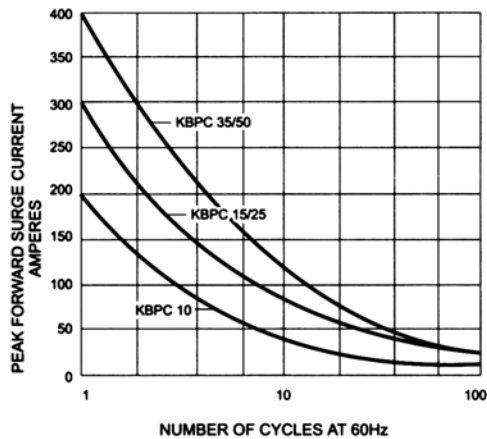


FIG. 2 - DERATING CURVE
OUTPUT RECTIFIED CURRENT

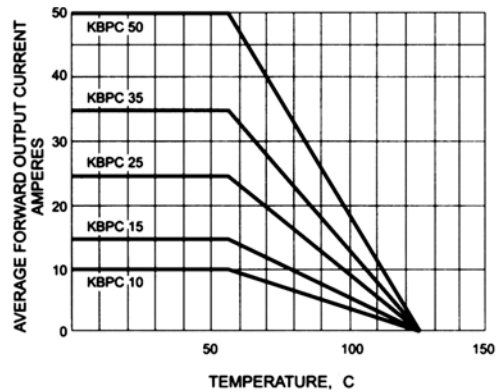


FIG. 3 - TYPICAL FORWARD
CHARACTERISTICS

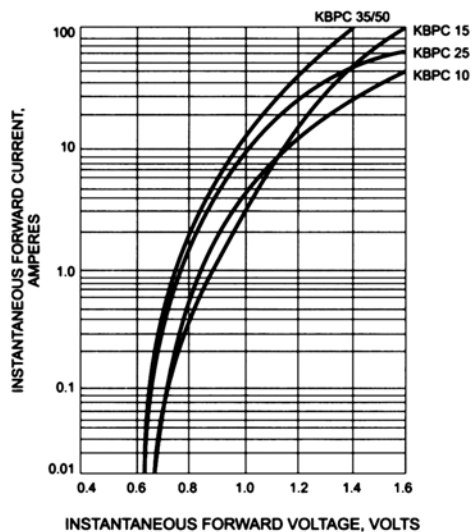


FIG. 4 - TYPICAL REVERSE
CHARACTERISTICS

