

RATINGS AND CHARACTERISTIC CURVES

($T_A = 25^\circ\text{C}$ unless otherwise noted)

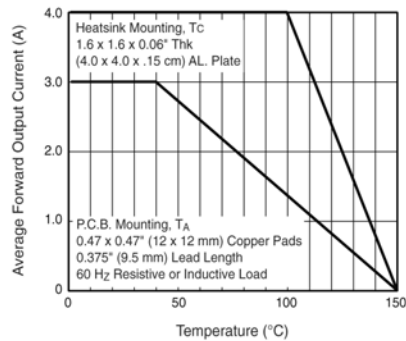


Figure 1. Derating Curve Output Rectified Current

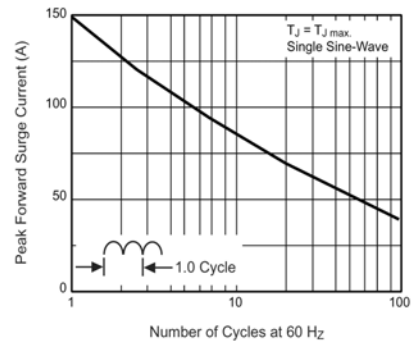


Figure 2. Maximum Non-Repetitive Peak Forward Surge Current Per Leg

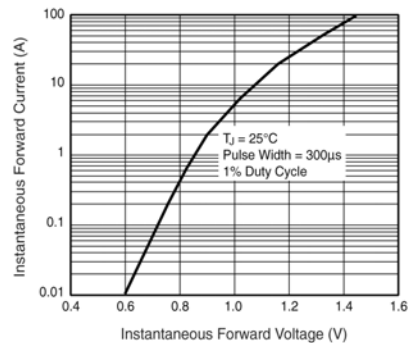


Figure 3. Typical Forward Characteristics Per Leg

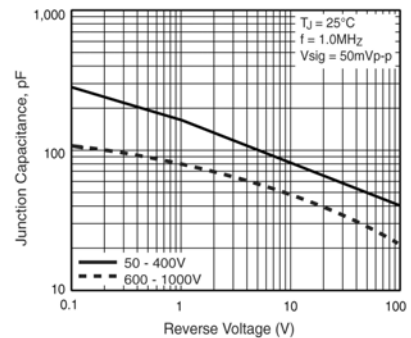


Figure 5. Typical Junction Capacitance Per Leg

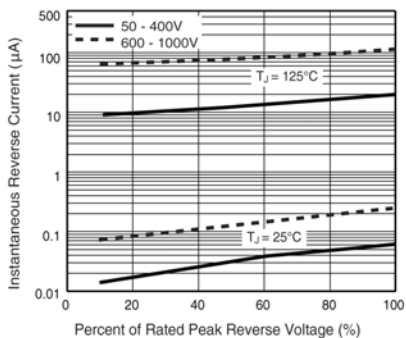


Figure 4. Typical Reverse Leakage Characteristics Per Leg

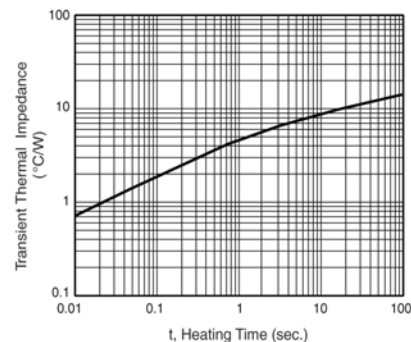


Figure 6. Typical Transient Thermal Impedance