

FIG.1- FORWARD CURRENT DERATING CURVE

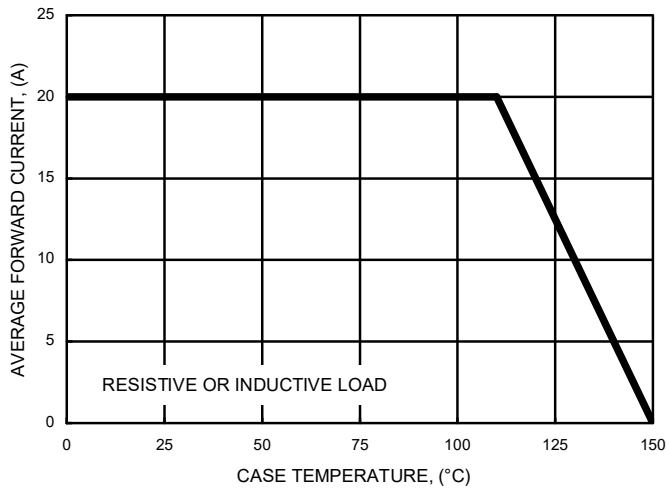


FIG.2- MAXIMUM NON-REPETITIVE SURGE CURRENT

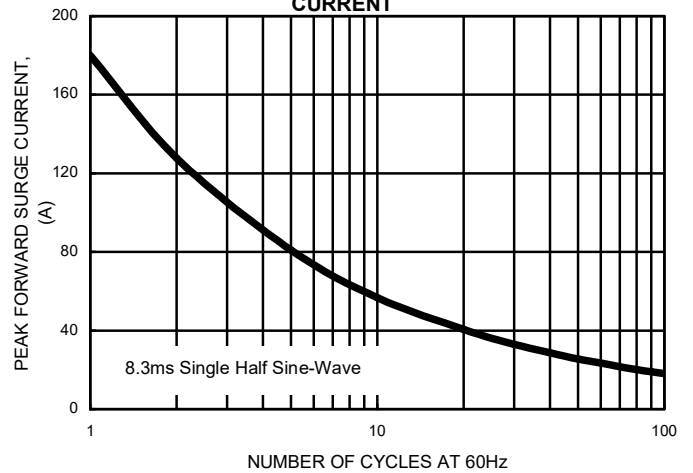


FIG.3- TYPICAL JUNCTION CAPACITANCE

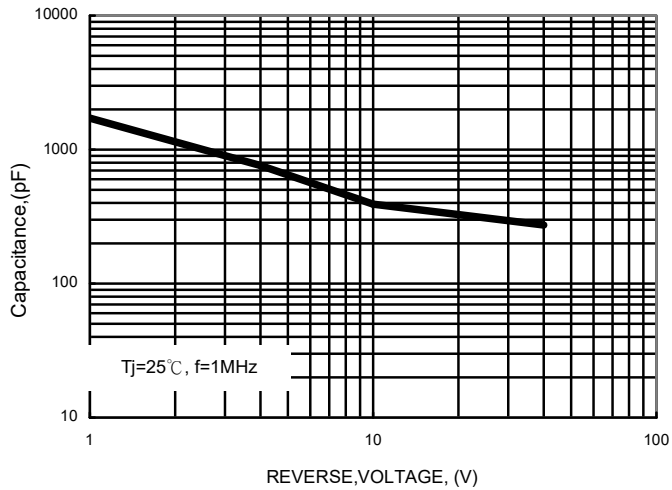


FIG.4- TYPICAL FORWARD CHARACTERISTICS

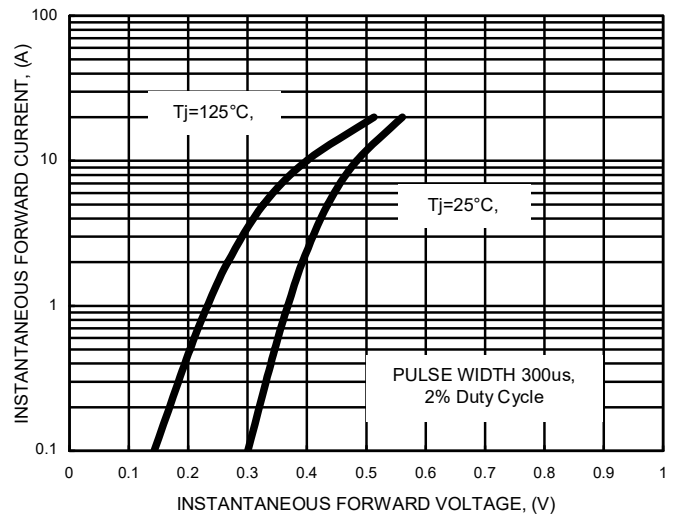
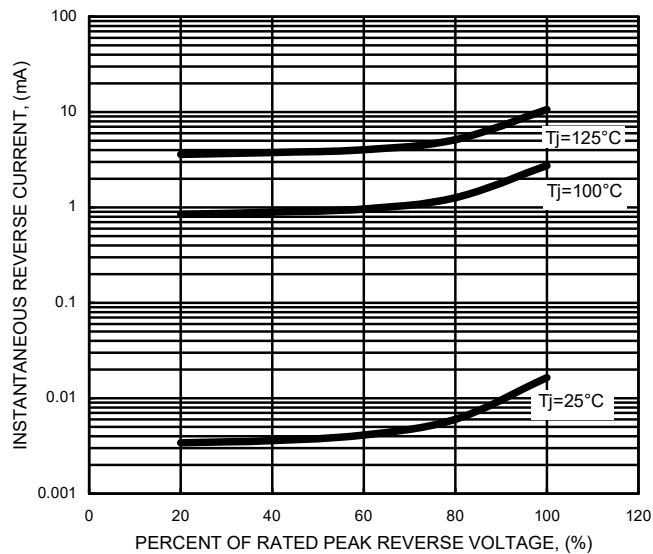


FIG.5- TYPICAL REVERSE CHARACTERISTICS



IMPORTANT NOTICE AND DISCLAIMER

LSC reserves the right to make changes to this document and its products and specifications at any time without notice. Customers should obtain and confirm the latest product information and specifications before final design purchase or use.

ALL INFORMATION ARE PROVIDED AS-IS, EVEN IT HAS QUALIFIED BY THE AEC-Q101 WHICH SATISFY INDUSTRIAL APPLICATION REQUIREMENT, EXCEPT AS EXPRESSLY STATED IN THIS DATA SHEET IS APPLIED FOR AUTOMOTIVE GRADE, LSC MAKE NO WARRANTIES, REPRESENTATION OR GUARANTEE, WHETHER EXPRESS, IMPLIED OR STATUTORY, INCLUDING, WITHOUT LIMITATION, REGARDING ANY MERCHANTABILITY, SATISFACTORY QUALITY, OR FITNESS FOR A PARTICULAR PURPOSE WITH RESPECT TO THE LSC TECHNOLOGY.

LSC DOES NOT ASSUME ANY LIABILITY OR COMPENSATION FOR ANY APPLICATION ASSISTANCE OR CUSTOMER PRODUCT DESIGN, AND MAKE NO WARRANTY OR ACCEPT ANY LIABILITY WITH PRODUCTS, WHICH ARE PURCHASED OR USED FOR ANY UNINTENDED OR UNAUTHORIZED APPLICATION.

No license is granted by implication or otherwise under any intellectual property rights of LSC.

LSC products are not authorized for use as critical components in life support devices or systems without express written approval of LSC.