
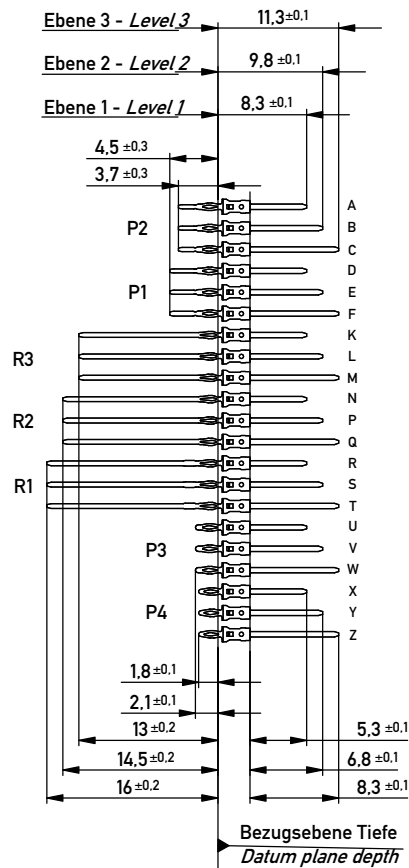
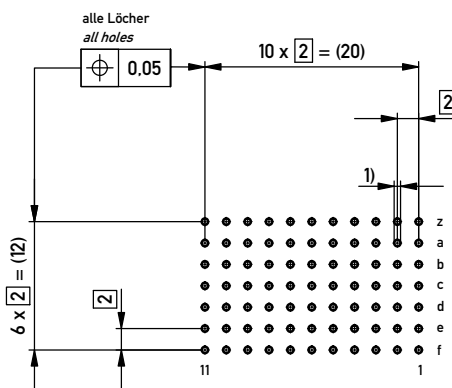


Bestückungsplan / contact layout



Lochbild für Leiterplatte (Bestückungsseite)

Board hole pattern (Component mounting side)



- 1) $\phi 0,6 \pm 0,05$ Durchmesser des metallisierten Loches
 $\phi 0,6 \pm 0,05$ Diameter of finished plated-through hole

Schichtaufbau im metallisierten Loch siehe Zeichnung 164062 Nr.1
Metal plating of plated-through hole see drawing 164062 No.1

Fehlende Maße und Angaben nach IEC 61076-4-101
Missing information and dimensions per IEC 61076-4-101

Information: P2 Level 2, 3 siehe Bestückungsplan / see contact layout Anforderungsstufe 2 / class 2 ohne Fixierstift / without locating peg All rights reserved. Only for Information. To ensure that this is the latest version of this drawing, please contact one of the ERNI companies before using.	Tolerances All Dimensions in mm	Scale 2:1		
	Subject to modification without prior notice. Drawing will not be updated.	Designation ERmet Messerleiste C ERmet Male Wide Type C		
e Index	11.06.2015 Date	www.ERNI.com	054546	I A3
		Class ERMC		

Copyright by ERNI Production GmbH & Co. KG
Proprietary notice pursuant to ISO 16063 to be observed.