

Device Selection Guide

Chip Materials	Lens Color
Silicon	Black

Absolute Maximum Ratings (Ta=25°C)

Parameter	Symbol	Rating	Unit
Reverse Voltage	V_R	32	V
Operating Temperature	T_{opr}	-25 ~ +85	°C
Storage Temperature	T_{stg}	-40 ~ +100	°C
Soldering Temperature	T_{sol}	260	°C
Power Dissipation at (or below) 25°C Free Air Temperature	P_c	150	mW

Electro-Optical Characteristics (Ta=25°C)

Parameter	Symbol	Min.	Typ.	Max.	Unit	Condition
Range Of Spectral Bandwidth	$\lambda_{0.5}$	840	-----	1100	nm	-----
Wavelength Of Peak Sensitivity	λ_p	-----	940	-----	nm	-----
Open-Circuit Voltage	V_{OC}	-----	0.39	-----	V	$E_e=1\text{mW/cm}^2$ $\lambda_p=940\text{nm}$
Short- Circuit Current	I_{SC}	-----	35	-----	μA	$E_e=1\text{mW/cm}^2$ $\lambda_p=940\text{nm}$
Reverse Light Current	I_L	25	35	-----	μA	$E_e=1\text{mW/cm}^2$ $\lambda_p=940\text{nm}$ $V_R=5\text{V}$
Reverse Dark Current	I_D	----	5	30	nA	$E_e=0\text{mW/cm}^2$ $V_R=10\text{V}$
Reverse Breakdown Voltage	V_{BR}	32	170	-----	V	$E_e=0\text{mW/cm}^2$ $I_R=100\mu\text{A}$
Total Capacitance	C_t	-----	18	-----	pF	$E_e=0\text{mW/cm}^2$ $V_R=5\text{V}$ $f=1\text{MHz}$
Rise Time/ Fall Time	t_r / t_f	-----	45	-----	ns	$V_R=10\text{V}$ $R_L=100\Omega$
View Angle	2 θ 1/2	-----	80	-----	deg	$I_F=20\text{mA}$

Note:

Tolerance of Dominant Wavelength: $\pm 1\text{nm}$

Tolerance of Forward Voltage: $\pm 0.1\text{V}$

I_L Rank

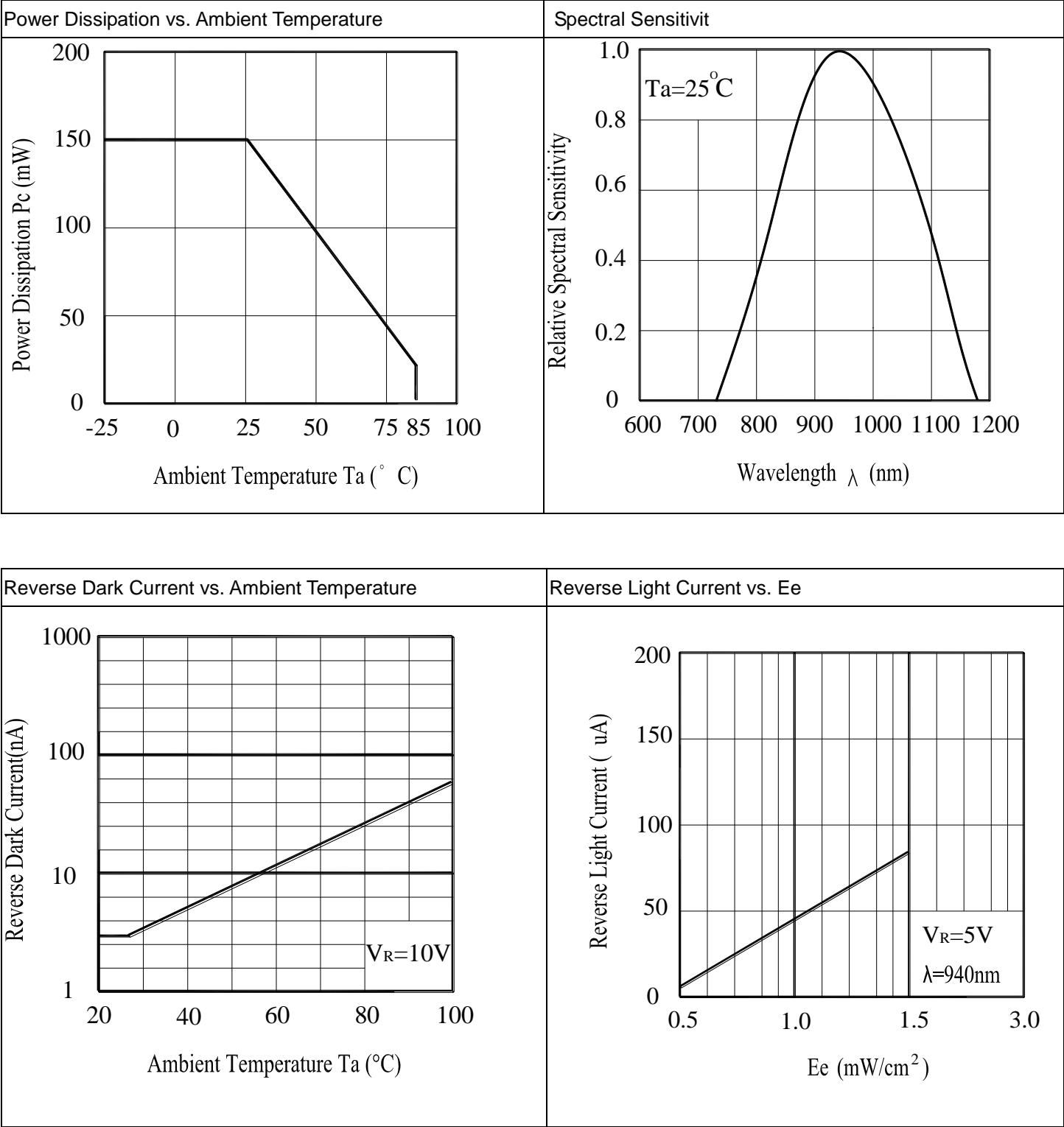
Condition : $E_e=1\text{mW/cm}^2$ 、 $\lambda_p=940\text{nm}$ 、 $V_R=5\text{V}$

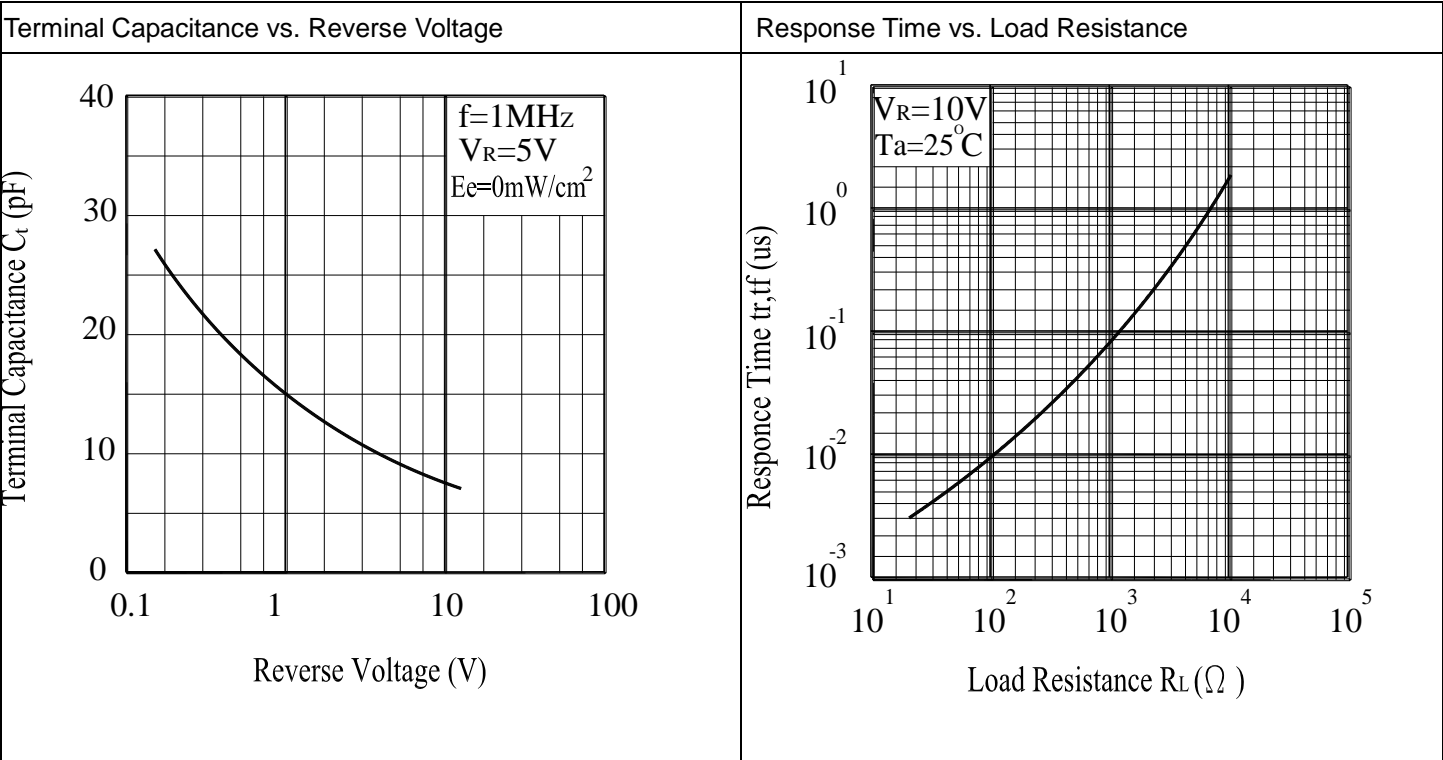
Unit : μA

Bin Number	BIN1	BIN2	BIN3	BIN4	BIN5
Min	25	35	45	55	65
Max	35	45	55	65	75

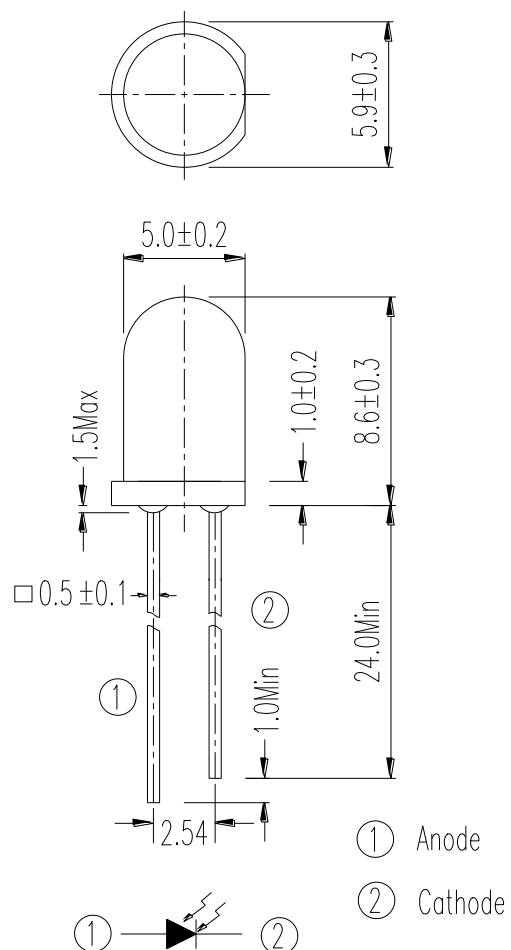
Tolerances: 20%

Typical Electro-Optical Characteristics Curves





Package Dimension




Note: Tolerances unless dimensions ± 0.25 mm

Packing Quantity Specification

1.200~500PCS/1Bag , 5Bags/1Box

2.10Boxes/1Carton

Label Form Specification



- CPN: Customer's Product Number
- P/N: Product Number
- QTY: Packing Quantity
- CAT: Luminous Intensity Rank
- HUE: Dom. Wavelength Rank
- REF: Forward Voltage Rank
- LOT No: Lot Number
- X: Month
- Reference: Identify Label Number

DISCLAIMER

1. EVERLIGHT reserves the right(s) on the adjustment of product material mix for the specification.
2. The product meets EVERLIGHT published specification for a period of twelve (12) months from date of shipment.
3. The graphs shown in this datasheet are representing typical data only and do not show guaranteed values.
4. When using this product, please observe the absolute maximum ratings and the instructions for using outlined in these specification sheets. EVERLIGHT assumes no responsibility for any damage resulting from the use of the product which does not comply with the absolute maximum ratings and the instructions included in these specification sheets.
5. These specification sheets include materials protected under copyright of EVERLIGHT. Reproduction in any form is prohibited without obtaining EVERLIGHT's prior consent.
6. This product is not intended to be used for military, aircraft, automotive, medical, life sustaining or life saving applications or any other application which can result in human injury or death. Please contact authorized Everlight sales agent for special application request.