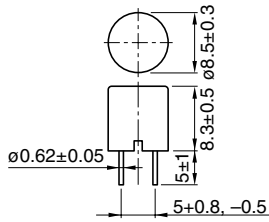


SHAPES AND DIMENSIONS



Weight: 1.5g

Dimensions in mm



ELECTRICAL CHARACTERISTICS

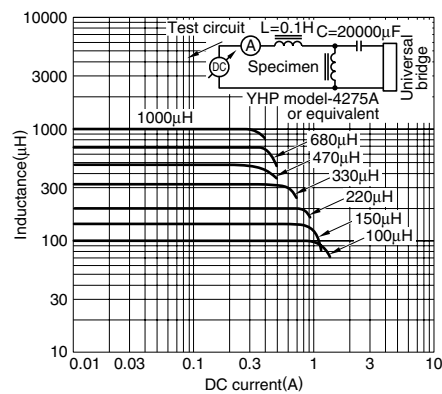
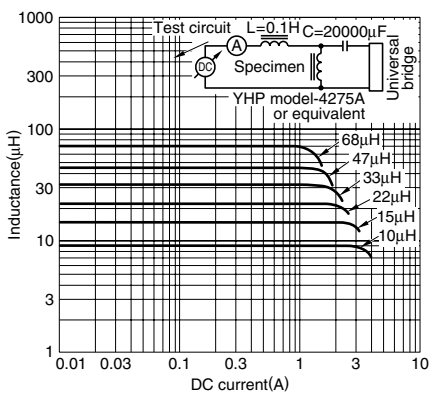
Inductance (μH)	Inductance tolerance	Q min.	Test frequency L/Q (Hz)	Self-resonant frequency (MHz)min.	DC resistance (Ω)max.	Rated current (A)*1max.		Part No.
						Based on inductance change	Based on temperature rise	
2.2	±20%	10	1k/7.96M	45	0.015	5.6	3.9	TSL0808□*2-2R2M3R9-PF
3.3	±20%	10	1k/7.96M	34	0.017	4.5	3.8	TSL0808□-3R3M3R8-PF
4.7	±20%	10	1k/7.96M	27	0.021	3.8	3.5	TSL0808□-4R7M3R5-PF
6.8	±20%	10	1k/7.96M	22	0.025	3.2	3.1	TSL0808□-6R8M3R1-PF
10	±10%	20	1k/2.52M	17	0.031	2.6	2.7	TSL0808□-100K2R6-PF
15	±10%	20	1k/2.52M	13	0.042	2.1	2.4	TSL0808□-150K2R1-PF
22	±10%	20	1k/2.52M	10	0.07	1.7	1.9	TSL0808□-220K1R7-PF
33	±10%	20	1k/2.52M	8	0.092	1.4	1.5	TSL0808□-330K1R4-PF
47	±10%	20	1k/2.52M	6.5	0.13	1.2	1.3	TSL0808□-470K1R2-PF
68	±10%	20	1k/2.52M	5.4	0.16	1	1.1	TSL0808□-680K1R0-PF
100	±10%	20	1k/796k	4.4	0.25	0.8	0.94	TSL0808□-101KR80-PF
150	±10%	20	1k/796k	3.6	0.4	0.67	0.73	TSL0808□-151KR67-PF
220	±10%	15	1k/796k	2.9	0.53	0.54	0.64	TSL0808□-221KR54-PF
330	±10%	15	1k/796k	2.4	0.78	0.45	0.52	TSL0808□-331KR45-PF
470	±10%	15	1k/796k	2	1	0.38	0.46	TSL0808□-471KR38-PF
680	±10%	15	1k/796k	1.6	1.5	0.32	0.37	TSL0808□-681KR32-PF
1000	±10%	30	1k/252k	1.3	2.2	0.26	0.3	TSL0808□-102KR26-PF
1500	±10%	30	1k/252k	1.1	3.5	0.21	0.25	TSL0808□-152KR21-PF
2200	±10%	50	1k/252k	0.88	6.4	0.17	0.21	TSL0808□-222KR17-PF
3300	±10%	50	1k/252k	0.71	8.5	0.14	0.16	TSL0808□-332KR14-PF
4700	±5%	50	1k/252k	0.68	12.2	0.15	0.13	TSL0808□-472JR13-PF

*1 Rated current: Value obtained when current flows and the temperature has risen to 25°C or when DC current flows and the initial value of inductance has fallen by 10%, whichever is smaller.

*2 □: Please specify packaging style, S(Bulk) or RA(Taping).

TYPICAL ELECTRICAL CHARACTERISTICS

INDUCTANCE CHANGE vs. DC SUPERPOSITION CHARACTERISTICS



• All specifications are subject to change without notice.