

Reminders for using these products

Before using these products, be sure to request the delivery specifications.

Safety reminders

Please pay sufficient attention to the warnings for safe designing when using this products.

Reminders

- The storage period is less than 12 months. Be sure to follow the storage conditions (temperature: 5 to 40°C, humidity: 10 to 75% RH or less).
If the storage period elapses, the soldering of the terminal electrodes may deteriorate.
- Do not use or store in locations where there are conditions such as gas corrosion (salt, acid, alkali, etc.).
- Before soldering, be sure to preheat components.
The preheating temperature should be set so that the temperature difference between the solder temperature and chip temperature does not exceed 150°C.
- Soldering corrections after mounting should be within the range of the conditions determined in the specifications.
If overheated, a short circuit, performance deterioration, or lifespan shortening may occur.
- When embedding a printed circuit board where a chip is mounted to a set, be sure that residual stress is not given to the chip due to the overall distortion of the printed circuit board and partial distortion such as at screw tightening portions.
- Self heating (temperature increase) occurs when the power is turned ON, so the tolerance should be sufficient for the set thermal design.
- Carefully lay out the coil for the circuit board design of the non-magnetic shield type.
A malfunction may occur due to magnetic interference.
- Use a wrist band to discharge static electricity in your body through the grounding wire.
- Do not expose the products to magnets or magnetic fields.
- Do not use for a purpose outside of the contents regulated in the delivery specifications.
- The products listed on this catalog are intended for use in general electronic equipment (AV equipment, telecommunications equipment, home appliances, amusement equipment, computer equipment, personal equipment, office equipment, measurement equipment, industrial robots) under a normal operation and use condition.
The products are not designed or warranted to meet the requirements of the applications listed below, whose performance and/or quality require a more stringent level of safety or reliability, or whose failure, malfunction or trouble could cause serious damage to society, person or property.
If you intend to use the products in the applications listed below or if you have special requirements exceeding the range or conditions set forth in the each catalog, please contact us.

- (1) Aerospace/aviation equipment
- (2) Transportation equipment (cars, electric trains, ships, etc.)
- (3) Medical equipment
- (4) Power-generation control equipment
- (5) Atomic energy-related equipment
- (6) Seabed equipment
- (7) Transportation control equipment

- (8) Public information-processing equipment
- (9) Military equipment
- (10) Electric heating apparatus, burning equipment
- (11) Disaster prevention/crime prevention equipment
- (12) Safety equipment
- (13) Other applications that are not considered general-purpose applications

When designing your equipment even for general-purpose applications, you are kindly requested to take into consideration securing protection circuit/device or providing backup circuits in your equipment.

Chip beads

For power line

Product compatible with RoHS directive
Halogen-free
Compatible with lead-free solders

Overview of HFxxACC4532 type

FEATURES

- Noise reduction solution for power line.
- Achieves various frequency characteristics by using 3 materials with different features.
- There is no directivity.

APPLICATION

Power line noise removal for DSCs, DVCs, PCs, TVs, printers, game machines, smart grids, wireless base stations, industrial equipment

PART NUMBER CONSTRUCTION


HF70	ACC	453215	-	T
Material name	Series name	LxWxT dimensions (mm)		Packaging style
HF70		453215	4.5x3.2x1.5	T
HF50				Taping
HF30				

OPERATING TEMPERATURE RANGE, PACKAGE QUANTITY, PRODUCT WEIGHT

Type	Temperature ranges		Package quantity (pieces/reel)	Individual weight (mg)
	Operating temperature (°C)	Storage temperature* (°C)		
HFxxACC4532	-40 to +125	-40 to +125	1,000	94

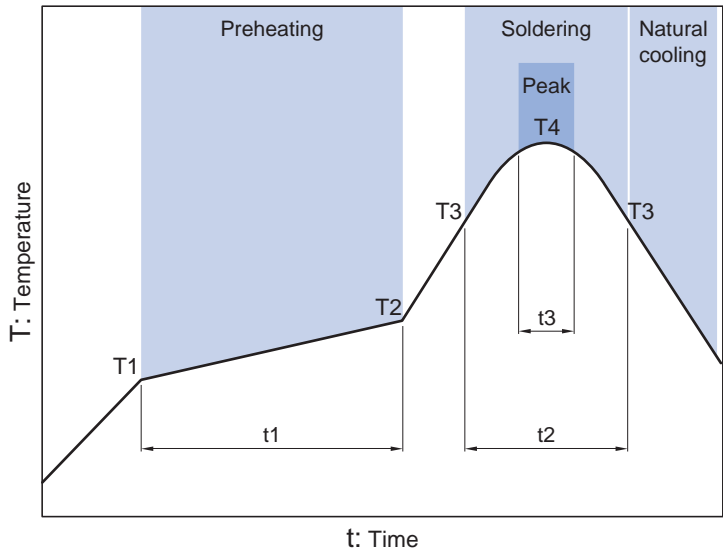
* The storage temperature range is for after the circuit board is mounted.

- RoHS Directive Compliant Product: See the following for more details.<https://product.tdk.com/info/en/environment/rohs/index.html>
- Halogen-free: indicates that Cl content is less than 900ppm, Br content is less than 900ppm, and that the total Cl and Br content is less than 1500ppm.

 Please be sure to request delivery specifications that provide further details on the features and specifications of the products for proper and safe use.
Please note that the contents may change without any prior notice due to reasons such as upgrading.

HFxxACC4532 type

RECOMMENDED REFLOW PROFILE

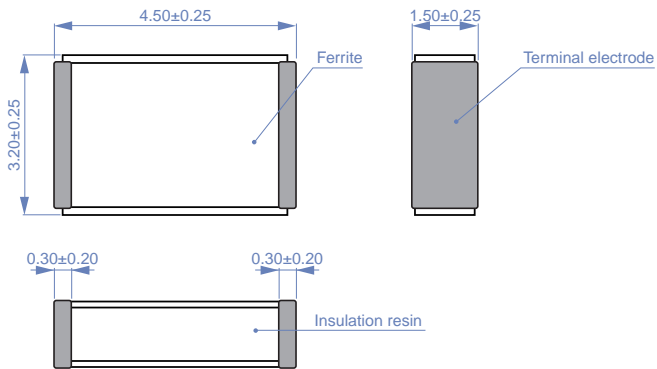


Preheating			Soldering		Peak	
Temp.	Time		Temp.	Time	Temp.	Time
T1	T2	t1	T3	t2	T4	t3
150°C	180°C	60 to 120s	230°C	30 to 60s	250 to 260°C	10s


⚠ Please be sure to request delivery specifications that provide further details on the features and specifications of the products for proper and safe use.
Please note that the contents may change without any prior notice due to reasons such as upgrading.

HFxxACC4532 type

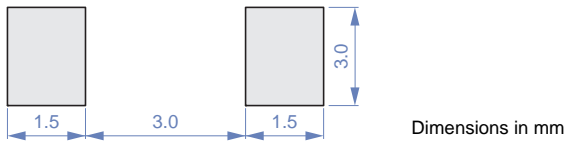
■ SHAPE & DIMENSIONS



Dimensions in mm



■ RECOMMENDED LAND PATTERN



Dimensions in mm

HFxxACC4532 type

■ ELECTRICAL CHARACTERISTICS

□ CHARACTERISTICS SPECIFICATION TABLE

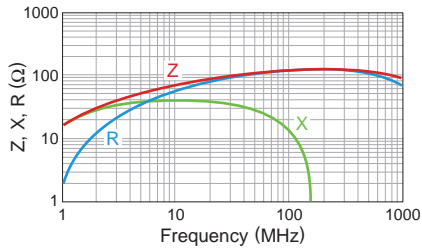
Impedance [100MHz] (Ω)		DC resistance (Ω)max.	Rated current (A)max.	Part No.
	Tolerance			
120	±25%	0.05	1.5	HF70ACC453215-T
125	±25%	0.05	1.5	HF50ACC453215-T
70	±25%	0.05	1.5	HF30ACC453215-T

HFxxACC4532 type

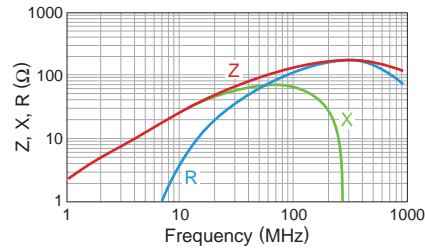
ELECTRICAL CHARACTERISTICS

Z, X, R VS. FREQUENCY CHARACTERISTICS

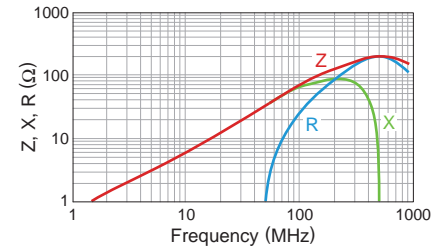
HF70ACC453215



HF50ACC453215



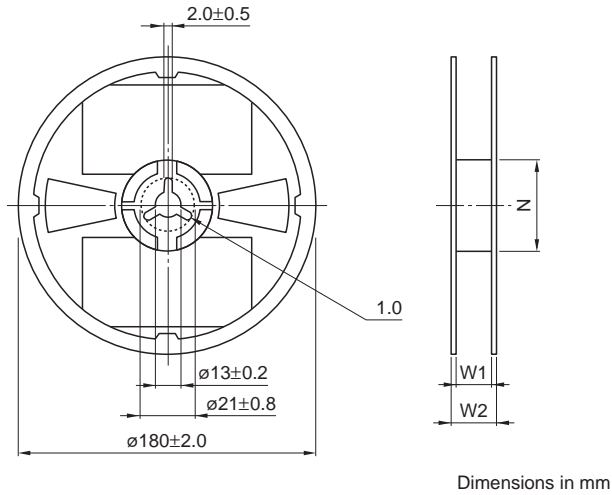
HF30ACC453215



HFxxACC4532 type

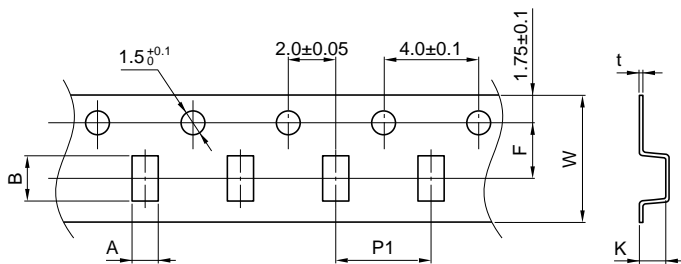
PACKAGING STYLE

REEL DIMENSIONS



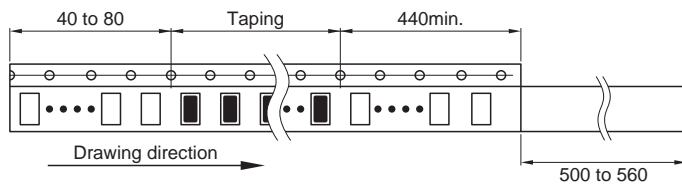
Type	W1	W2	N
HFxxACC4532	13.0 \pm 0.3	17.0 \pm 1.4	ϕ 61min.

TAPE DIMENSIONS



Dimensions in mm

Type	A	B	F	P1	W	K	t
HFxxACC4532	3.37 \pm 0.1	4.75 \pm 0.1	5.5 \pm 0.05	8.0 \pm 0.1	12.0 \pm 0.3	1.8max.	0.4max.



Dimensions in mm