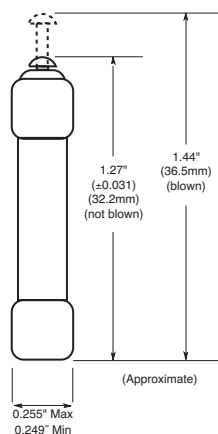
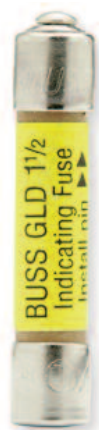


Pin-Indicating Type

GLD/GBA**Fast-Acting****1/4" x 1 1/4" (6.3mm x 32mm)****Dimensions - in****Catalog Symbol:** GLD/GBA

GLB-albaloy-plated indicating pin

GBA-red indicating pin

Non-Time-Delay: Indicating**Amp Rating:** 1/2 to 15 Amps**Agency Information:**

CE, UL Listed, Std. 248-14

1/2-5A/125Vac, 10kA AIC

Guide JDYX, File E19180

UL Recognized, 6A/125Vac, 1kA AIC

10-15A/50Vac/dc, 300 AIC

Guide JDYX2, File E19180

CSA Certified, 1/2-5A/125Vac, 10kA AIC

Class 1422-01, File 53787

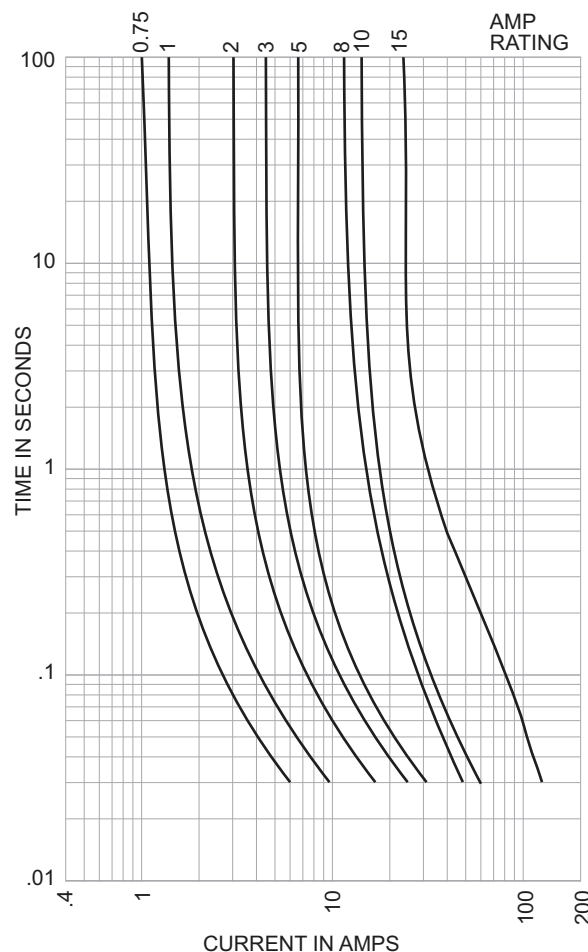
Electrical Ratings (Catalog Symbol and Amps)

GLD-1/2	GLD-2	GLD-6
GLD-3/4	GLD-3	GLD-10
GLD-1	GLD-4	GLD-12
GLD-1-1/2	GLD-5	GLD-15

GBA-1/2	GBA-2	GBA-6
GBA-3/4	GBA-3	GBA-10
GBA-1	GBA-4	GBA-15
GBA-1-1/2	GBA-5	

Carton Quantity and Weight

Amp Ratings	Carton Qty.	Weight	
		Lbs.	Kg.
1/2-15	100	0.86	0.390

Time-Current Characteristic Curves-Average Melt**General Information:**

- Use in power electronic circuits in which a fuse opening must be quickly apparent.
- Opening of fuse results in the ejection of end pin.
- Type **GLD** has an **albaloy-plated** pin for positive, electrical signal circuit activation.
- Type **GBA** has a **red** pin for high visibility.
- The Cooper Bussmann Series 8000 fuse blocks are recommended for visual indication.
- For visual indication use Cooper Bussmann panel-mounted fuseholder HLD (15A maximum)
- Ferrules: Nickel-plated brass endcaps.

The only controlled copy of this Data Sheet is the electronic read-only version located on the Cooper Bussmann Network Drive. All other copies of this document are by definition uncontrolled. This bulletin is intended to clearly present comprehensive product data and provide technical information that will help the end user with design applications. Cooper Bussmann reserves the right, without notice, to change design or construction of any products and to discontinue or limit distribution of any products. Cooper Bussmann also reserves the right to change or update, without notice, any technical information contained in this bulletin. Once a product has been selected, it should be tested by the user in all possible applications.