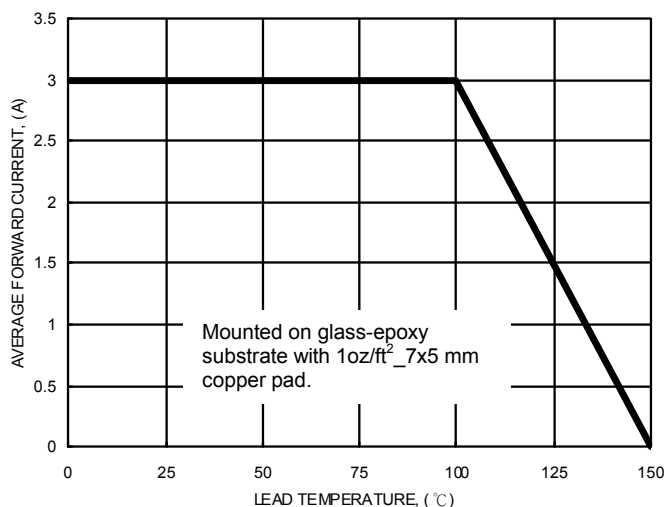


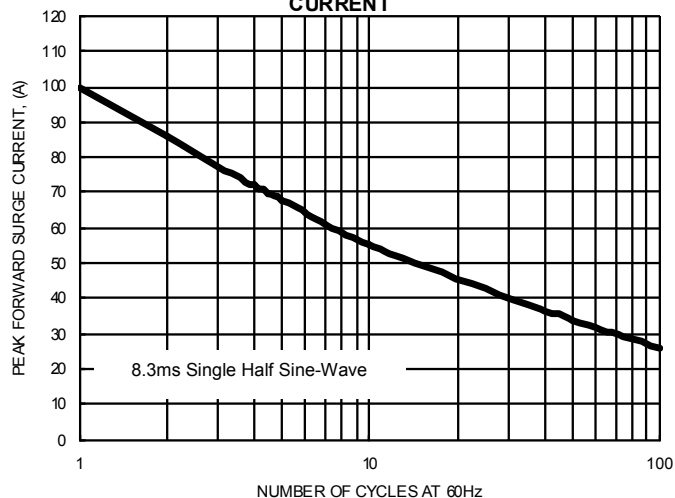
# RATING AND CHARACTERISTIC CURVES B350B thru B360B

**LITEON**

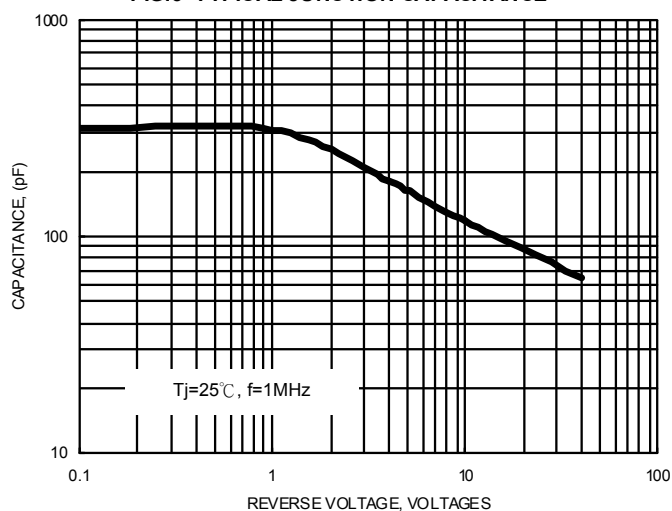
**FIG.1- FORWARD CURRENT DERATING CURVE**



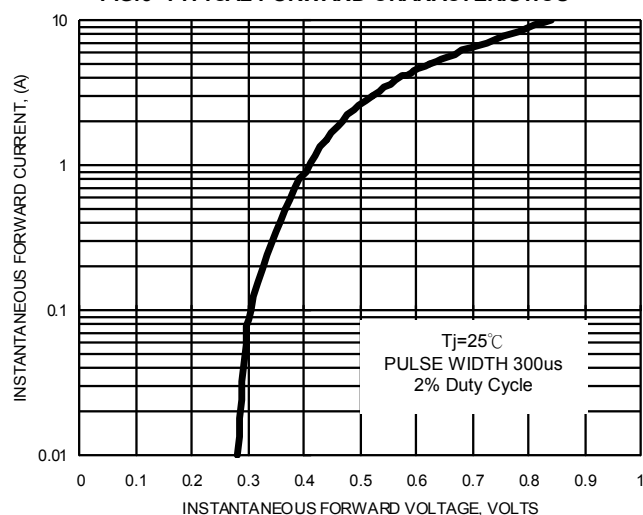
**FIG.2- MAXIMUM NON-REPETITIVE SURGE CURRENT**



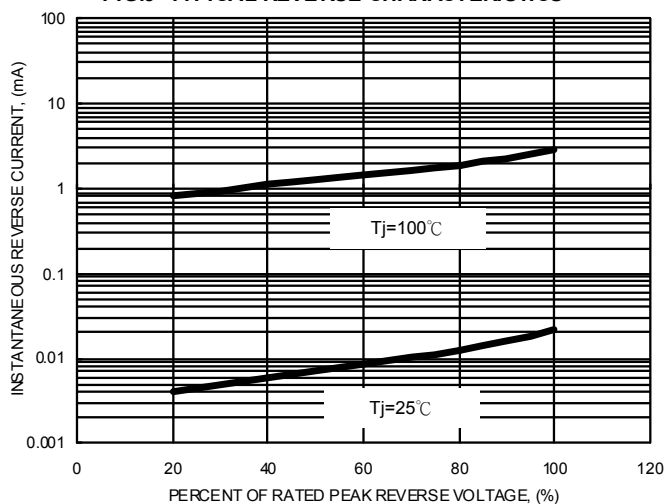
**FIG.3- TYPICAL JUNCTION CAPACITANCE**



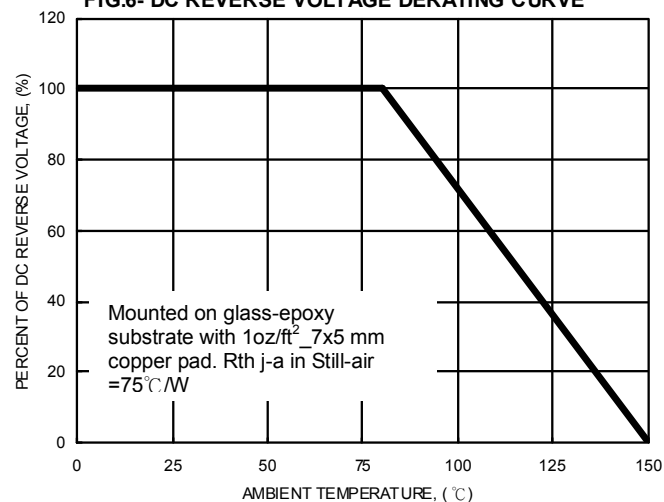
**FIG.3- TYPICAL FORWARD CHARACTERISTICS**



**FIG.5- TYPICAL REVERSE CHARACTERISTICS**



**FIG.6- DC REVERSE VOLTAGE DERATING CURVE**



## **Important Notice and Disclaimer**

LSC reserves the right to make changes to this document and its products and specifications at any time without notice. Customers should obtain and confirm the latest product information and specifications before final design, purchase or use.

LSC makes no warranty, representation or guarantee regarding the suitability of its products for any particular purpose, nor does LSC assume any liability for application assistance or customer product design. LSC does not warrant or accept any liability with products which are purchased or used for any unintended or unauthorized application.

No license is granted by implication or otherwise under any intellectual property rights of LSC.

LSC products are not authorized for use as critical components in life support devices or systems without express written approval of LSC.