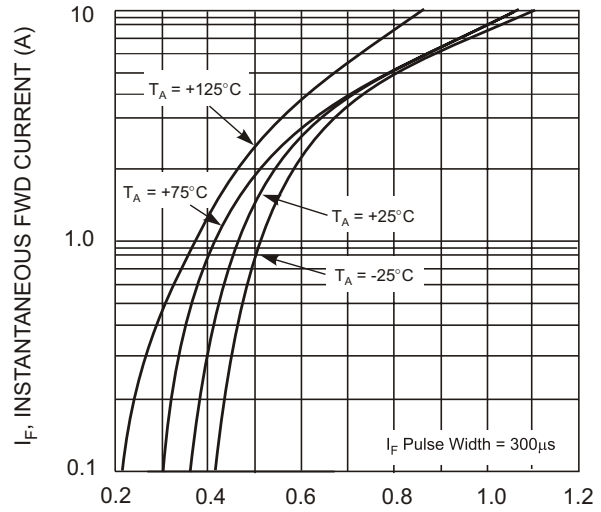
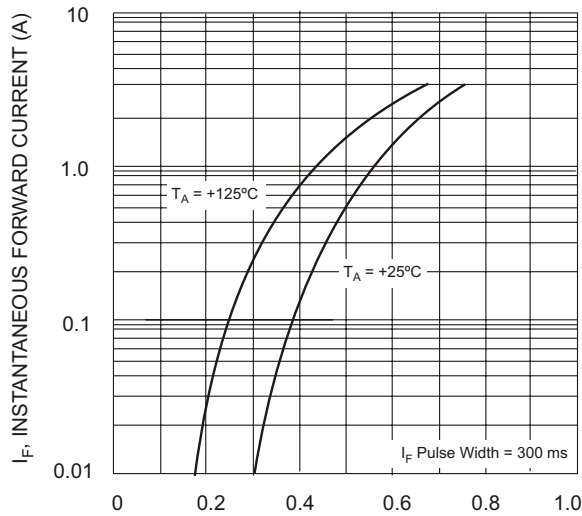


$T_T$ , TERMINAL TEMPERATURE ( $^{\circ}\text{C}$ )  
Fig. 1 Forward Current Derating Curve



$V_F$ , INSTANTANEOUS FORWARD VOLTAGE (V)  
Fig. 2 Typical Forward Characteristics - B120/B thru B140/B



$V_F$ , INSTANTANEOUS FWD VOLTAGE (V)  
Fig. 3 Typ. Forward Characteristics - B150/B thru B160/B

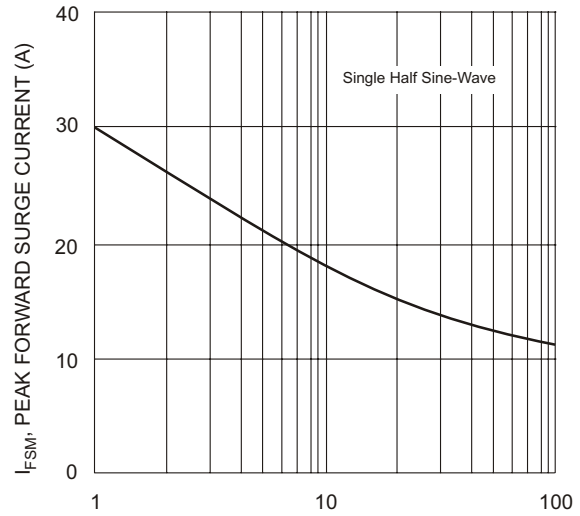
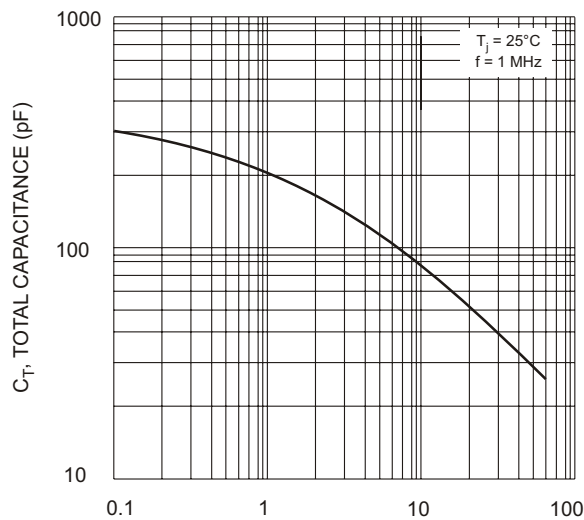
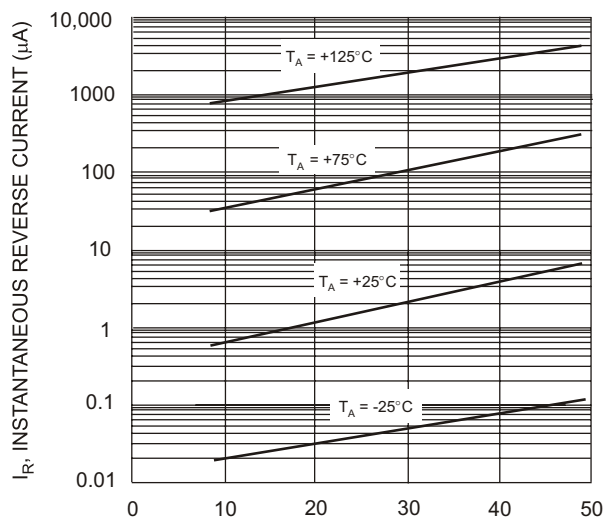


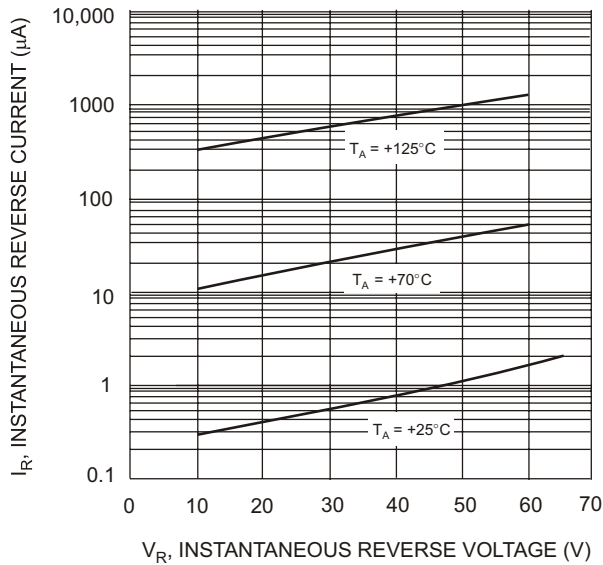
Fig. 4 Max Non-Repetitive Peak Fwd Surge Current



$V_R$ , REVERSE VOLTAGE (V)  
Fig. 5 Typical Total Capacitance



$V_R$ , INSTANTANEOUS REVERSE VOLTAGE (V)  
Fig. 6 Typical Reverse Characteristics, B120/B thru B140/B

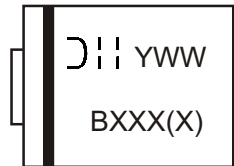


**Ordering Information** (Note 4 & 5)

Device*	Packaging	Shipping
B1XX-13	SMA	5000/Tape & Reel
B1XXB-13	SMB	3000/Tape & Reel

- Notes: 4. For Packaging Details, go to our website at <http://www.diodes.com/datasheets/ap02007.pdf>.  
5. For Lead Free Finish/RoHS Compliant version part number, please add "-F" suffix to the part number above. Example: B120-13-F.

\* xx = Device type, e.g. B120-13 (SMA package); B120B-13 (SMB package).



BXXX = Product type marking code, ex: B120 (SMA package)  
 BXXXX = Product type marking code, ex: B160B (SMB package)  
 D||| = Manufacturers' code marking  
 YWW = Date code marking  
 Y = Last digit of year ex: 2 for 2002  
 WW = Week code 01 to 52

Note: Device has a cathode band (as shown above) and may also have a cathode notch (as shown on Page 1).